

# COVER SHEET

A	1	9	9	7	0	1	5	8	4
---	---	---	---	---	---	---	---	---	---

S.E.C. Registration Number

P	H	I	L	I	P	P	I	N	E		B	U	S	I	N	E	S	S		B	A	N	K	,		I	N	C	.
---	---	---	---	---	---	---	---	---	---	--	---	---	---	---	---	---	---	---	--	---	---	---	---	---	--	---	---	---	---

								a		s		a		v		i		n		g		s		b		a		n		k							
--	--	--	--	--	--	--	--	---	--	---	--	---	--	---	--	---	--	---	--	---	--	---	--	---	--	---	--	---	--	---	--	--	--	--	--	--	--

--	--	--	--	--	--	--	--	--	--	--	--	--	--	--	--	--	--	--	--	--	--	--	--	--	--	--	--	--	--	--	--	--	--	--	--	--	--

--	--	--	--	--	--	--	--	--	--	--	--	--	--	--	--	--	--	--	--	--	--	--	--	--	--	--	--	--	--	--	--	--	--	--	--	--	--

(Company's Full Name)

		3	5	0		R	I	Z	A	L		A	V	E	N	U	E		E	X	T	E	N	S	I	O	N		
--	--	---	---	---	--	---	---	---	---	---	--	---	---	---	---	---	---	--	---	---	---	---	---	---	---	---	---	--	--

	C	O	R	N	E	R		8	T	H		A	V	E	N	U	E		G	R	A	C	E		P	A	R	K	
--	---	---	---	---	---	---	--	---	---	---	--	---	---	---	---	---	---	--	---	---	---	---	---	--	---	---	---	---	--

								C	A	L	O	O	C	A	N		C	I	T	Y														
--	--	--	--	--	--	--	--	---	---	---	---	---	---	---	---	--	---	---	---	---	--	--	--	--	--	--	--	--	--	--	--	--	--	--

(Business Address: No. Street City / Town / Province)

<b>Rolando G. Alvendia</b>
----------------------------

Contact Person

<b>8461-5800 local 5100</b>
-----------------------------

Company Telephone Number

--	--	--	--	--

Month      Day  
Fiscal Year

<b>SEC FORM 17-Q</b>
----------------------

FORM TYPE

--	--

Month

--	--

Day

Annual Meeting

--

Secondary License Type, if Applicable

--	--	--

Dept. Requiring this Doc.

--

Amended Articles Number/Section

--

Total No. of Stockholders

Total Amount of Borrowings

--

Domestic

--

Foreign

To be accomplished by SEC Personnel concerned

--	--	--	--	--	--	--	--	--	--

File Number

LCU

--	--	--	--	--	--	--	--	--	--

Document I.D.

Cashier

<b>STAMPS</b>
---------------

Remarks = pls. Use black ink for scanning purposes

SECURITIES AND EXCHANGE COMMISSION

SEC FORM 17-Q

QUARTERLY REPORT PURSUANT TO SECTION 17 OF THE SECURITIES  
REGULATION CODE AND SRC RULE 17(2) (b) THEREUNDER

1. For the quarterly period ended **March 31, 2023**
2. SEC Identification Number **A199701584** 3. BIR Tax Identification No. **005-469-606**
4. Exact name of issuer as specified in its charter **Philippine Business Bank, Inc., A Savings Bank**
5. **Caloocan**  
Province, Country or other jurisdiction of incorporation or organization
6.  (SEC Use Only)  
Industry Classification Code:
7. **350 Rizal Avenue corner 8<sup>th</sup> Avenue Grace Park, Caloocan City** **1400**  
Address of principal office Postal Code
8. **(02) 8363-33-33**  
Issuer's telephone number, including area code
9. **Not Applicable**  
Former name, former address, and former fiscal year, if changed since last report.
10. Securities registered pursuant to Sections 8 and 12 of the SRC, or Sec. 4 and 8 of the RSA

Title of Each Class

Number of Shares of Common Stock  
Outstanding and Amount of Debt  
Outstanding  
**818,750,094**

**Common**

11. Are any or all of the securities listed on a Stock Exchange?

Yes [ x ] No [ ]

The Bank was listed in Philippine Stock Exchange last February 19, 2013

If yes, state the name of such Stock Exchange and the class/es of securities listed therein:

**PHILIPPINE STOCK EXCHANGE**

**COMMON SHARES OF STOCK**

12. Indicate by check mark whether the registrant:

- (a) has filed all reports required to be filed by Section 17 of the Code and SRC Rule 17 thereunder or Sections 11 of the RSA and RSA Rule 11(a)-1 thereunder, and Sections 26 and 141 of the Corporation Code of the Philippines, during the preceding twelve (12) months (or for such shorter period the registrant was required to file such reports)

Yes ☒ No ☐

(b) has been subject to such filing requirements for the past ninety (90) days.

Yes ☐ No ☒

## PART I – FINANCIAL INFORMATION

Item I:

Financial Statements (Attachment 1 - Unaudited Interim Financial Statements)

Item II:

Management's Discussion & Analysis of Financial Position and Results of Operations

## PART II – OTHER INFORMATION

Please refer to the following:

Attachment 2 – Aging of Past Due Loans and Other Receivables

Attachment 3 – Consolidated Financial Ratios

There are no material disclosures that have not been reported under SEC Form 17-C during the period covered by this report.


## SIGNATURES

Pursuant to the requirements of the Securities Regulation Code, the issuer has duly caused this report to be signed on its behalf by the undersigned thereunto duly authorized.


### PHILIPPINE BUSINESS BANK, INC.

Issuer


By:



**ROLANDO R. AVANTE**  
Vice Chairman, President & CEO



**CYNTHIA A. ALMIREZ**  
Operations and Control Group Head



**ROLANDO G. ALVENDIA**  
Chief Accountant

## PART I – FINANCIAL INFORMATION

### Item 1. Financial Statements

The accompanying financial reporting package (FRP) of Philippine Business Bank (“PBB” or the “Bank”) which comprise the Bank’s financial position as of March 31, 2023 and December 31, 2022 and the statements of income, statements of comprehensive income, statements of changes in equity and statements of cash flows for the three-months period ending March 31, 2023 and March 31, 2022 have been prepared in compliance with Philippine Financial Reporting Standards (PFRS).

### Item 2. Management's Discussion and Analysis of Financial Condition and Results of Operations

#### A. Management’s Discussion and Analysis

	For the three-months ended				
	<u>3/31/2023</u>		<u>3/31/2022</u>	<u>Variance</u>	<u>%</u>
<b>Interest Income</b>					
Loans and other receivables	₱ 1,943,396,420	₱	1,183,042,595	₱ 760,353,825	64.3
Investment and trading securities	171,320,396		200,754,258	( 29,433,862 )	(14.7)
Due from BSP and other banks	94,117,055		74,456,179	19,660,876	26.4
	2,208,833,871		1,458,253,032	750,580,839	51.5
Interest Expense	( 610,366,816 )	(	162,739,681 )	( 447,627,135 )	275.1
<b>Net Interest Income</b>	<b>1,598,467,055</b>		<b>1,295,513,351</b>	<b>302,953,704</b>	<b>23.4</b>

Interest income in the first quarter of 2023 significantly increased by 51.5% versus the same quarter last year due to the increasing interest rate environment. Interest income on loans and other receivables went up to ₱1,943.4 million from ₱1,183.0 million, higher by ₱760.4 million or 64.3%. On the other hand, interest income on trading securities declined by 14.7% due to lower investment securities volume during the quarter.

Overall interest expense in the first three months of 2023 expanded to ₱610.4 million, 275.1% higher than the same quarter last year. This is due to the increases in interest expense on deposit liabilities and bills payable by ₱436.4 million and ₱17.7 million, respectively.

Net interest income for the first quarter grew by 23.4% year-on-year (“YoY”) from ₱1,295.5 million to ₱1,598.5 million this quarter.

	For the three-months ended				
	<u>3/31/2023</u>	<u>3/31/2022</u>	<u>Variance</u>	<u>%</u>	
<b>Core income</b>					
Net interest income	₱ 1,598,467,055	₱ 1,295,513,351	₱ 302,953,704		23.4
Service charges, fees and commissions	48,858,954	126,134,143	( 77,275,189 )		(61.3)
Miscellaneous	80,850,280	201,427,161	( 120,576,881 )		(59.9)
	1,728,176,289	1,623,074,655	105,101,634		6.5
Non-interest expenses	( 1,009,635,439 )	( 890,753,598 )	( 118,881,841 )		13.3
<b>Core income</b>	<b>718,540,850</b>	<b>732,321,057</b>	<b>( 13,780,207 )</b>		<b>(1.9)</b>

Other income decreased from a total of ₱327.6 million in 1Q22 to ₱129.7 million in 1Q23 due to the one-time income on pre-payment and penalties on loans during the same period last year.

Non-interest expenses increased by 13.3% from ₱890.8 million in the first quarter of 2022 to ₱1,009.6 million in the same period this year. The increase was driven by the bigger taxes and licenses expense and directors' fees due to the higher income generated this quarter.

As a result, core income declined by 1.9% from ₱732.3 million in the first quarter of 2022 to ₱718.5 million in 2023.

	For the three-months ended				
	<u>3/31/2023</u>	<u>3/31/2022</u>	<u>Variance</u>	<u>%</u>	
Core income	₱ 718,540,850	₱ 732,321,057	(₱ 13,780,207 )		(1.9)
Trading gains (losses)	108,703,935	( 149,389,990 )	258,093,925		(172.8)
<b>Pre-tax pre-provision profit</b>	<b>827,244,785</b>	<b>582,931,067</b>	<b>244,313,718</b>		<b>41.9</b>
Loan loss provision	( 200,000,000 )	( 150,000,000 )	( 50,000,000 )		33.3
Profit before tax	627,244,785	432,931,067	194,313,718		44.9
Taxes	( 138,427,228 )	( 122,972,818 )	( 15,454,410 )		12.6
<b>Net income</b>	<b>488,817,557</b>	<b>309,958,249</b>	<b>178,859,308</b>		<b>57.7</b>

PBB incurred trading gains amounting to ₱108.7 million in the first three months of 2023 versus a trading loss of ₱149.4 million during the same period last year. Pre-tax pre-provision profit reached ₱827.2 million during the first quarter of 2023, up by 41.9% versus ₱582.9 million in the same quarter in 2022.

The Bank set aside a total of ₱200.0 million in the first quarter of 2023 for its loan loss build. Total loan loss reserves as of end March 2023 amounted to ₱5.2 billion, covering 99.5% of the Bank's non-performing loans.

As a result, net income as of March 2023 stood at ₱488.8 million from ₱310.0 million last year, up 57.7%.

Annualized Return on Equity (ROE) and Return on Assets (ROA) were at 11.62% and 1.45%, respectively.

Financial condition as of March 31, 2023 versus December 31, 2022:

Amounts in Thousand Pesos	<u>3/31/2023</u>	<u>12/31/2022</u>	<u>Variance</u>	<u>%</u>
Loans and other receivables - net	₱ 103,646,825	₱ 103,541,533	₱ 105,292	0.1
Non-performing loans	5,216,618	5,615,355	( 398,737 )	(7.1)
Loan loss reserves	5,191,185	4,992,803	198,382	4.0
Deposits	111,119,344	114,526,159	( 3,406,815 )	(3.0)
Assets	134,724,868	134,550,066	174,803	0.1
Equity	16,827,087	14,576,333	2,250,754	15.4

Net loans and other receivables as of the first quarter of 2023 stood at ₱103,646.8 million, up by 0.1% versus year-end 2022's ₱103,541.5 million.

The Bank's non-performing loans decreased by ₱398.7 million bringing the total NPL to ₱5,216.6 million as of the first quarter of the year.

Loan loss reserves stood at ₱5,191.2 million as of March 2023 from ₱4,992.8 million as of end-2022.

Deposit liabilities ending March 2023 reached ₱111,119.3 million, down by 3.0% as CASA deposits declined by ₱2,985.2 million and time deposits by ₱421.6 million. CASA to TD deposit mix was at 53:47 in the first quarter of 2023.

Total assets went up by 0.1% in the first quarter primarily owing to the increases in trading securities and loans and other receivables. Resources ended at ₱134,724.9 million as of March 31, 2023.

Shareholders' equity reached ₱16,827.1 million in 2023, up by 15.4% versus December 31, 2022. As part of PBB's capital expansion, the Bank's principal shareholders subscribed to ₱1.25 billion of common stock, equivalent to 25% of the ₱5.0 billion increase in authorized capital stock. On January 10, 2023, the principal shareholders fully paid the balance of their subscription in the increase in authorized capital stock. PBB also raised ₱500.00 million, priced at ₱10.00 per share, from its stock rights offering; the SRO shares were listed on the PSE on March 31, 2023. The private placement and the stock rights offer collectively resulted in a capital raise of ₱1.75 billion.

Book value per share net of preferred shares was at ₱19.79, ₱1.89 lower than year end's ₱21.68.

## **B. Key Performance Indicators**

Capital Adequacy Ratio. CAR, which is a measure of a bank's financial strength, reached 13.56% by the end of the first quarter, above the statutory requirement of 10.00%.

Asset quality. The Bank's non-performing loans (NPL) ratio as of end March 2023 stood at 4.97%, 40 basis points lower than the 5.37% as of year-end 2022.

Profitability. Return on average equity as of March 31, 2023 was at 12.45%, 342 bps higher than year-end 2022's 9.03%. Net interest margin stood at 4.96% in the first three months of 2023.

Liquidity. The Bank's loans-to-deposit ratio as of March 31, 2023 was at 93.28% from 90.41% in December 2022, up by 297 bps.

Cost efficiency. Cost-to-income ratio decreased from 47.84% in December 2022 to 41.26% in March 2023.

Book value per share net of preferred shares as of March 2023 was at ₱19.79 from ₱21.68 in December 2022. 5-year CAGR book value per share, net of preferred shares, stood at 2.81% from ₱17.23 in the first quarter of 2017.



## C. Discussions on Key Variable and Other Qualitative and Quantitative Factors

### Vertical and Horizontal Analysis

*Financial Condition (March 31, 2023 vs. December 31, 2022)*

- Total resources ended at ₱134.7 billion as of the first quarter of 2023, 0.1% higher than year-end 2022's figure of ₱134.6 billion. Significant changes (more than 5%) in assets were registered in the following accounts:
  - Cash was down by 16.7% to ₱1.0 billion as cash in vault was lower this year
  - Due from BSP was down by 23.8% as resources were used to fund the Bank's trading securities and loan requirements
  - Due from other banks increased by 9.3% due to the higher placements to local banks
  - Trading securities was 54.0% higher this year versus YE2022 to take advantage of the volatile market movement
  - Other resources expanded by 17.7% as deferred tax assets increased to ₱1,406.8 million from ₱1,356.8 million in YE2022
- Total liabilities as of March 31, 2023 ended at ₱117.9 billion. This is 1.7 % lower than the ₱120.0 billion recorded liabilities as of December 31, 2022.
  - Accrued expenses and other liabilities grew by 33.7% due to the increases in accounts payable and outstanding acceptances
- As of 1Q23, the Bank's equity totaled ₱16.8 million versus ₱14.6 million figure in 2022. As part of PBB's capital expansion, the Bank's principal shareholders subscribed to ₱1.25 billion of common stock, equivalent to 25% of the ₱5.0 billion increase in authorized capital stock. On January 10, 2023, the principal shareholders fully paid the balance of their subscription in the increase in authorized capital stock. PBB also raised ₱500.00 million, priced at ₱10.00 per share, from its stock rights offering; the SRO shares were listed on the PSE on March 31, 2023. The private placement and the stock rights offer collectively resulted in a capital raise of ₱1.75 billion. Book value per share net of preferred shares was at ₱19.79, ₱1.89 lower than year end's ₱21.68.

### Significant Elements of Income or Loss

Significant elements of the net income of the Bank for the period ended March 31, 2023 came from its operations. A significant portion came from the core business of interest income on loans and trading gains/losses from the sale of Peso securities.

### Known trends, demands, commitments, events or uncertainties

There are no known demands, commitments, events or uncertainties that will have a material impact on the Bank's liquidity within the next twelve (12) months.

### Events that will trigger direct or contingent financial obligation

There are no events that will trigger direct or contingent financial obligation that is material to the Bank, including any default or acceleration of an obligation.

### Material off-balance sheet transactions, arrangements or obligations

There are no material off-balance sheet transactions, arrangements, obligations (including contingent obligations), and other relationships of the Bank with unsolicited entities or other persons created during the reporting period other than those disclosed in the financial statements.

### Significant Elements of Income or Loss

Significant elements of the consolidated net income for the nine months period ended March 31, 2023 and 2022 came from its continuing operations.

### Seasonal Aspects

There are no seasonal aspects that had a material effect on the Bank's financial position and results of operations.

Attachment 1

PHILIPPINE BUSINESS BANK, INC.

As of March 31, 2023 (Unaudited) and December 31, 2022 (Audited)

And for the Three Months Ended March 31, 2023 and 2022 (Unaudited)

**PHILIPPINE BUSINESS BANK, INC., A SAVINGS BANK**  
**STATEMENTS OF FINANCIAL POSITION**  
**MARCH 31, 2023 AND DECEMBER 31, 2022**  
*(Amounts in Philippine Pesos)*

	Notes	<u>2023</u>	<u>2022</u>
<b><u>RESOURCES</u></b>			
<b>CASH AND OTHER CASH ITEMS</b>	9	<b>P 1,040,092,823</b>	P 1,247,987,230
<b>DUE FROM BANGKO SENTRAL NG PILIPINAS</b>	9	<b>4,648,041,235</b>	6,102,228,578
<b>DUE FROM OTHER BANKS</b>	10	<b>5,700,193,245</b>	5,215,663,162
<b>TRADING AND INVESTMENT SECURITIES – Net</b>	11		
At fair value through profit or loss (FVPL)		<b>3,422,059,692</b>	2,222,021,039
At fair value through other comprehensive income (FVOCI)		<b>10,756,074,943</b>	10,820,216,925
At amortized cost - net		<b>806,760,721</b>	1,125,460,677
<b>LOANS AND OTHER RECEIVABLES – Net</b>	12	<b>103,646,824,899</b>	103,541,533,397
<b>BANK PREMISES, FURNITURE, FIXTURES AND EQUIPMENT – Net</b>		<b>722,978,614</b>	708,318,079
<b>INVESTMENT PROPERTIES – Net</b>		<b>1,263,839,974</b>	1,257,271,069
<b>DEFERRED TAX ASSETS -Net</b>		<b>1,406,780,138</b>	1,356,780,139
<b>OTHER RESOURCES – Net</b>	13	<b><u>1,311,221,830</u></b>	<u>952,585,285</u>
<b>TOTAL RESOURCES</b>		<b><u>P 134,724,868,114</u></b>	<u>P 134,550,065,580</u>
<b><u>LIABILITIES AND EQUITY</u></b>			
<b>DEPOSIT LIABILITIES</b>	14		
Demand		<b>P 44,047,259,351</b>	P 44,558,934,956
Savings		<b>14,981,593,344</b>	17,455,098,363
Time		<b><u>52,090,491,483</u></b>	<u>52,512,126,159</u>
Total Deposit Liabilities		<b>111,119,344,178</b>	114,526,159,478
<b>BILLS PAYABLE</b>	15	<b>1,500,000,000</b>	1,500,000,000
<b>ACCRUED EXPENSES AND OTHER LIABILITIES</b>	17	<b><u>5,278,437,411</u></b>	<u>3,947,573,513</u>
Total Liabilities		<b><u>117,897,781,589</u></b>	<u>119,973,732,991</u>
<b>EQUITY</b>	18		
Capital stock		<b>8,807,500,940</b>	7,057,500,940
Additional paid-in capital		<b>1,998,396,816</b>	1,998,396,816
Deposit for stock subscription		<b>-</b>	312,500,000
Surplus		<b>7,326,410,540</b>	6,812,226,971
Revaluation reserves		<b>( 1,305,221,771 )</b>	( 1,604,292,138 )
Total Equity		<b><u>16,827,086,525</u></b>	<u>14,576,332,589</u>
<b>TOTAL LIABILITIES AND EQUITY</b>		<b><u>P 134,724,868,114</u></b>	<u>P 134,550,065,580</u>

*See Notes to Financial Statements.*

**PHILIPPINE BUSINESS BANK, INC., A SAVINGS BANK**  
**STATEMENTS OF PROFIT OR LOSS**  
**FOR THREE MONTHS PERIOD ENDED MARCH 31, 2023, 2022 AND 2021**  
*(Amounts in Philippine Pesos)*

	Notes	2023	2022	2021
<b>INTEREST INCOME</b>				
Loans and other receivables	12	<b>P 1,943,396,420</b>	P 1,183,042,595	P 1,434,754,121
Trading and investment securities	11	<b>171,320,396</b>	200,754,258	110,326,833
Due from Bangko Sentral ng Pilipinas and other banks	9	<b>94,117,055</b>	74,456,179	34,442,772
		<b>2,208,833,871</b>	1,458,253,032	1,579,523,726
<b>INTEREST EXPENSE</b>				
Deposit liabilities	14	<b>592,661,955</b>	156,303,380	174,530,989
Corporate noters payable	16	<b>-</b>	6,436,301	39,984,733
Bills payable	15	<b>17,704,861</b>	-	-
		<b>610,366,816</b>	162,739,681	214,515,722
<b>NET INTEREST INCOME</b>		<b>1,598,467,055</b>	1,295,513,351	1,365,008,004
<b>IMPAIRMENT LOSSES</b>		<b>200,000,000</b>	150,000,000	75,000,000
<b>NET INTEREST INCOME AFTER IMPAIRMENT LOSSES</b>		<b>1,398,467,055</b>	1,145,513,351	1,290,008,004
<b>OTHER INCOME</b>				
Service charges, fees and commissions		<b>48,858,954</b>	126,134,143	28,415,751
Trading gains (losses) – net		<b>108,703,935</b>	( 149,389,990 )	( 330,906,936 )
Miscellaneous – net		<b>80,850,280</b>	201,427,161	82,354,458
		<b>238,413,169</b>	178,171,314	( 220,136,727 )
<b>OTHER EXPENSES</b>				
Salaries and other employee benefits		<b>315,852,096</b>	283,863,546	208,858,306
Taxes and licenses		<b>257,645,673</b>	205,768,709	149,421,990
Occupancy		<b>112,838,263</b>	104,689,741	98,667,866
Insurance		<b>67,630,845</b>	70,327,112	69,406,476
Depreciation and amortization		<b>52,158,205</b>	44,362,905	39,286,646
Management and other professional fees		<b>62,947,716</b>	46,617,632	42,495,616
Representation and entertainment		<b>15,294,571</b>	12,777,101	12,299,515
Miscellaneous		<b>125,268,070</b>	122,346,852	130,186,249
		<b>1,009,635,439</b>	890,753,598	750,622,664
<b>PROFIT BEFORE TAX</b>		<b>627,244,785</b>	432,931,067	319,248,613
<b>TAX EXPENSE</b>		<b>138,427,228</b>	122,972,818	159,019,893
<b>NET PROFIT</b>		<b>P 488,817,557</b>	P 309,958,249	P 160,228,720
<b>Earnings Per Share</b>				
Basic and Diluted	27	<b>P 0.60</b>	P 0.38	P 0.20

*See Notes to Financial Statements.*

**PHILIPPINE BUSINESS BANK, INC., A SAVINGS BANK**  
**STATEMENTS OF COMPREHENSIVE INCOME**  
**FOR THREE MONTHS PERIOD ENDED MARCH 31, 2023, 2022 AND 2021**  
*(Amounts in Philippine Pesos)*

	<u>2023</u>	<u>2022</u>	<u>2021</u>
<b>NET PROFIT</b>	<b>P 488,817,557</b>	<b>P 309,958,249</b>	<b>P 160,228,720</b>
<b>OTHER COMPREHENSIVE INCOME (LOSS)</b>			
<b>Items that will be reclassified subsequently to profit or loss</b>			
Fair value losses on investment securities at FVOCI during the year - net	299,070,366	(656,269,711)	(218,652,712)
Realized fairvalue (gains) losses on FVOCI securities disposed during the year - Net	-	-	(51,011,959)
	<u>299,070,366</u>	( <u>656,269,711</u> )	( <u>269,664,671</u> )
<b>Other Comprehensive Income (Loss) - Net of Tax</b>	<u>299,070,366</u>	( <u>656,269,711</u> )	( <u>269,664,671</u> )
<b>TOTAL COMPREHENSIVE INCOME</b>	<b><u>P 787,887,923</u></b>	<b>( <u>P 346,311,462</u> )</b>	<b>( <u>P 109,435,951</u> )</b>

*See Notes to Financial Statements.*

**PHILIPPINE BUSINESS BANK, INC., A SAVINGS BANK**  
**STATEMENTS OF CHANGES IN EQUITY**  
**FOR THREE MONTHS PERIOD ENDED MARCH 31, 2023, 2022 AND 2021**  
*(Amounts in Philippine Pesos)*

Notes	Capital Stock (see Note 18.1)		Additional Paid-in Capital (see Note 18.4)	Deposit on Future Stock Subscription	Surplus (see Note 18.3)		Value Losses on Investment Securities at FVOCI	P Accumulated Actuarial Losses	P Total Equity
	Preferred Stock	Common Stock			Appropriated	Unappropriated			
BALANCE AS OF JANUARY 1, 2023	P 620,000,000	P 6,437,500,940	P 1,998,396,816	P 312,500,000	P 733,615,810	P 6,078,611,161	( P 1,536,013,208 )	( P 68,278,930 )	P 14,576,332,589
Prior year adjustment not yet taken up in the books	-	-	-	-	-	31,022,268	-	-	31,022,268
Translation difference of FCDU undivided profits transferred to RBU books	-	-	-	-	-	( 5,656,255 )	-	-	( 5,656,255 )
Private placement and SRO	-	1,750,000,000	-	( 312,500,000 )	-	-	-	-	1,437,500,000
Total comprehensive income (loss)	-	-	-	-	-	488,817,557	299,070,366	-	787,887,923
BALANCE AS OF MARCH 31, 2023	<u>P 620,000,000</u>	<u>P 8,187,500,940</u>	<u>P 1,998,396,816</u>	<u>-</u>	<u>P 733,615,810</u>	<u>P 6,592,794,731</u>	<u>( P 1,236,942,842 )</u>	<u>( P 68,278,930 )</u>	<u>P 16,827,086,525</u>
BALANCE AS OF JANUARY 1, 2022	P 620,000,000	P 6,437,500,940	P 1,998,396,816	-	P 374,242,445	P 5,237,470,106	( P 125,395,426 )	( P 86,999,212 )	P 14,453,215,609
Prior year adjustment not yet taken up in the books	-	-	-	-	-	12,311,205	-	( 2,322,430 )	9,988,785
Total comprehensive income (loss)	-	-	-	-	-	309,958,249	( 656,209,711 )	-	( 346,251,462 )
BALANCE AS OF MARCH 31, 2022	<u>P 620,000,000</u>	<u>P 6,437,500,940</u>	<u>P 1,998,396,816</u>	<u>-</u>	<u>P 374,242,445</u>	<u>P 5,559,739,560</u>	<u>( P 781,665,137 )</u>	<u>( P 89,321,632 )</u>	<u>P 14,118,892,092</u>
BALANCE AS OF JANUARY 1, 2021	P 620,000,000	P 6,437,500,940	P 1,998,396,816	-	P 46,814,378	P 4,404,594,754	P 457,765,830	( P 89,321,633 )	P 13,875,751,085
Translation difference of FCDU undivided profits transferred to RBU books	-	-	-	-	-	1,347,786	-	-	P 1,347,786
Total comprehensive income (loss)	-	-	-	-	-	160,228,719	( 209,664,671 )	-	( 49,435,952 )
BALANCE AS OF MARCH 31, 2021	<u>P 620,000,000</u>	<u>P 6,437,500,940</u>	<u>P 1,998,396,816</u>	<u>-</u>	<u>P 46,814,378</u>	<u>P 4,566,171,259</u>	<u>P 188,101,159</u>	<u>( P 89,321,633 )</u>	<u>P 13,767,662,919</u>

See Notes to Financial Statements.

**PHILIPPINE BUSINESS BANK, INC., A SAVINGS BANK**  
**STATEMENTS OF CASH FLOWS**  
**FOR THREE MONTHS PERIOD ENDED MARCH 31, 2023 2022 AND 2021**  
*(Amounts in Philippine Pesos)*

	Notes	2023	2022	2021
<b>CASH FLOWS FROM OPERATING ACTIVITIES</b>				
Profit before tax	P	627,244,785	P 432,931,067	P 319,248,614
Adjustments for:				
Impairment losses		200,000,000	150,000,000	75,000,000
Depreciation and amortization		52,158,205	44,362,905	39,286,646
Foreign currency revaluation of investment securities		57,986,338	( 42,737,167 )	18,830,194
Gain(Loss) on sale of properties - net	(	475,479 )	( 9,856,888 )	( 5,951,579 )
Amortization of bond issue cost		-	4,647,360	
Amortization of premium (discount)		5,462,979	7,687,497	( 1,808,723 )
Operating profit before working capital changes		942,376,828	587,034,774	444,605,152
Decrease (increase) in trading and investment securities at FVPL	(	1,200,038,653 )	111,825,572	7,499,417,689
Increase in loans and other receivables	(	634,484,693 )	1,171,080,260	1,842,406,442
Decrease (increase) in investment and other properties	(	6,093,426 )	( 200,217,552 )	( 104,074,386 )
Decrease (increase) in other resources	(	375,220,319 )	( 346,022,704 )	( 298,660,394 )
Increase (decrease) in deposit liabilities	(	3,406,815,300 )	( 1,136,151,860 )	( 501,730,544 )
Increase (decrease) in accrued expenses and other liabilities		1,198,485,228	3,011,513,061	( 192,596,678 )
Cash generated from (used in) operations	(	3,481,790,335 )	3,199,061,551	8,689,367,281
Cash paid for income taxes	(	56,048,558 )	38,672,622	13,295,431
Net Cash From (Used in) Operating Activities	(	3,537,838,893 )	3,237,734,173	8,702,662,712
<b>CASH FLOWS FROM INVESTING ACTIVITIES</b>				
Acquisitions of investment securities at FVOCI		-	( 288,775,362 )	( 2,529,842,412 )
Proceeds from sale, redemption, and maturities of investment securities FVOCI		300,000,000	-	-
Acquisitions of investment securities at amortized cost		318,699,956	( 236,474,000 )	4,373,436
Acquisitions of bank premises, furniture, fixtures and equipment	(	66,818,740 )	( 130,835,918 )	( 75,376,481 )
		-	-	-
Net Cash From (Used in) Investing Activities		551,881,216	( 656,085,280 )	( 2,600,845,457 )
<b>CASH FLOWS FROM FINANCING ACTIVITIES</b>				
Proceeds from share issuance		1,437,500,000		
Payment of Corporate notes payable		-	( 3,000,000,000 )	-
Net Cash From (Used in) Financing Activities		1,437,500,000	( 3,000,000,000 )	-
<b>NET INCREASE (DECREASE) IN CASH AND CASH EQUIVALENTS</b>	(	1,548,457,677 )	( 418,351,107 )	6,101,817,255
<b>CASH AND CASH EQUIVALENTS AT BEGINNING OF THE YEAR</b>				
Cash and other cash items	9	1,247,987,230	1,430,787,675	1,762,972,825
Due from Bangko Sentral ng Pilipinas	9	6,102,228,578	16,754,028,342	5,112,525,249
Due from other banks	10	5,215,663,162	3,474,970,323	2,528,609,425
Securities under reserve repurchase agreement	12	2,394,635,343	2,538,411,628	1,594,893,958
Foreign currency notes and coins on hand	13	115,675,334	88,410,961	65,298,662
		15,076,189,647	24,286,608,929	11,064,300,119
<b>CASH AND CASH EQUIVALENTS AT END OF THE YEAR</b>				
Cash and other cash items	9	1,040,092,823	592,852,269	1,186,902,735
Due from Bangko Sentral ng Pilipinas	9	4,648,041,235	17,837,365,896	11,401,971,904
Due from other banks	10	5,700,193,245	3,823,232,833	2,329,633,625
Interbank call loan receivable	12	-	-	-
Securities under reserve repurchase agreement	12	2,065,442,152	1,547,638,861	2,157,539,832
Foreign currency notes and coins on hand	13	73,962,515	67,167,963	90,069,278
		13,527,731,970	23,868,257,822	17,166,117,374

*See Notes to Financial Statements.*



**PHILIPPINE BUSINESS BANK, INC., A SAVINGS BANK**  
**NOTES TO FINANCIAL STATEMENTS**  
**MARCH 31, 2023 AND DECEMBER 31, 2022**  
*(Amounts in Philippine Pesos or As Otherwise Indicated)*

**1. CORPORATE MATTERS**

***1.1 Incorporation and Operations***

Philippine Business Bank, Inc., A Savings Bank (the Bank or PBB) was incorporated in the Philippines on January 28, 1997 to engage in the business of thrift banking. It was authorized to engage in foreign currency deposit operations on August 27, 1997 and in trust operations on November 13, 2003. The Bank is a publicly listed entity in the Philippine Stock Exchange (PSE). It had its initial public offering (IPO) of shares on February 13, 2013 (see Note 18).

As a banking institution, the Bank's operations are regulated and supervised by the Bangko Sentral ng Pilipinas (BSP). In this regard, the Bank is required to comply with rules and regulations of the BSP such as those relating to maintenance of reserve requirements on deposit liabilities and those relating to adoption and use of safe and sound banking practices, among others, as promulgated by the BSP. Its activities are subject to the provisions of the General Banking Law of 2000 [Republic Act (RA) No. 8791] and other relevant laws.

PBB is the first savings bank in the Philippines that obtained the BSP approval to issue foreign letters of credit and pay/accept/negotiate import/export drafts/bills of exchange under RA Nos. 8791 and 7906 and the Manual of Regulations for Banks. It was granted in April 2010.

The Bank operates in the Philippines and as of March 31, 2023 and December 31, 2022, it has 157 branches respectively, located nationwide.

The Bank's registered address, which is also its principal place of business, is at 350 Rizal Avenue Extension corner 8th Avenue, Grace Park, Caloocan City.

***1.2 Approval of the Financial Statements***

The financial statements of the Bank as of and for the three months period ended March 31, 2023 (including the comparative financial statements as of December 31, 2022 and for the three months period ended March 31, 2023 and 2022) were authorized for issue by the Bank's Board of Directors (BOD) on April 19, 2023.

**2. SUMMARY OF SIGNIFICANT ACCOUNTING POLICIES**

The following are the significant accounting policies that have been used in the preparation of these financial statements. These policies have been consistently applied to all the years presented, unless otherwise stated.

## **2.1 Basis of Preparation of Financial Statements**

### *(a) Statement of Compliance with Philippine Financial Reporting Standards*

The financial statements of the Bank have been prepared in accordance with Philippine Financial Reporting Standards (PFRS). PFRS are adopted by the Financial Reporting Standards Council (FRSC), from the pronouncements issued by the International Accounting Standards Board, and approved by the Philippine Board of Accountancy.

The financial statements have been prepared using the measurement bases specified by PFRS for each type of resource, liability, income and expense. The measurement bases are more fully described in the accounting policies that follow.

### *(b) Presentation of Financial Statements*

The financial statements are presented in accordance with Philippine Accounting Standard (PAS) 1, *Presentation of Financial Statements*. The Bank presents a statement of comprehensive income separate from the statement of profit or loss.

The Bank presents a third statement of financial position as at the beginning of the preceding period when it applies an accounting policy retrospectively or makes a retrospective restatement or reclassification of items that has a material effect on the information in the statement of financial position at the beginning of the preceding period. The related notes to the third statement of financial position are not required to be disclosed.

### *(c) Functional and Presentation Currency*

These financial statements are presented in Philippine pesos, the Bank's functional and presentation currency, and all values represent absolute amounts, except when otherwise indicated.

Items included in the financial statements of the Bank are measured using its functional currency. Functional currency is the currency of the primary economic environment in which the Bank operates. The financial statements of the Bank's foreign currency deposit unit (FCDU), which is reported in United States (US) dollar, are translated to Philippine peso based on Bankers Association of the Philippine (BAP) closing rate prevailing at the end of reporting period for the statement of financial position accounts and at BAP weighted average rate for the period for the profit and loss.

## **2.2 Adoption of New and Amended PFRS**

### **(a) Effective in 2022 that are Relevant to the Bank**

The Bank adopted for the first time the following amendments and revision to PFRS, which are mandatorily effective for annual periods beginning on or after January 1, 2022:

PAS 16 (Amendments)	:	Property, Plant and Equipment-Proceeds Before intended Use
PAS 37 (Amendments)	:	Provision, Contingent Liabilities and Contingent Assets – Onerous Contracts – Cost of Fulfilling Contract
Annual Improvements to PFRS (2018-2020 Cycle) PFRS 9 (Amendments)	:	Financial Instruments: Fees in the '10 per cent' Test for Derecognition of Liabilities
PFRS 16 (Amendments)	:	Lease – Lease Incentives

## **2.3 Segment Reporting**

Operating segments are reported in a manner consistent with the internal reporting provided to the Bank's chief operating decision-maker. The chief operating decision-maker is responsible for allocating resources and assessing performance of the operating segments.

In identifying its operating segments, management generally follows the Bank's products and services as disclosed in Note 8.

Each of these operating segments is managed separately as each of these services requires different technologies and resources as well as marketing approaches. All inter-segment transfers are carried out at arm's length prices.

The measurement policies of the Bank used for segment reporting under PFRS 8, Operating Segments, is the same as those used in its financial statements. In addition, corporate resources which are not directly attributable to the business activities of any operating segment are not allocated to a segment.

There have been no changes from prior periods in the measurement methods used to determine reported segment profit or loss.

The Bank's operations are organized according to the nature of the products and services provided.

## 2.4 *Financial Assets*

Financial assets are recognized when the entity becomes a party to the contractual provisions of the instrument. At initial recognition, the Bank measures a financial asset at its fair value plus or minus, in the case of a financial asset not at fair value through profit or loss (FVPL), transaction costs that are incremental or directly attributable to the acquisition or issue of the financial asset, such as fees and commissions. Transaction costs of financial assets carried at FVPL are expensed outright in profit or loss. Unless specifically indicated to apply to either year, the policies that follow apply to both years.

### (a) *Classification, Measurement and Reclassification of Financial Assets*

The classification and measurement of financial assets is driven by the entity's business model for managing the financial assets and the contractual cash flow characteristics of the financial assets. The classification and measurement of financial assets are described as follows.

#### (i) *Financial Assets at Amortized Cost*

Financial assets are measured at amortized cost if both of the following conditions are met:

- the asset is held within the Bank's business model whose objective is to hold financial assets in order to collect contractual cash flows ("hold to collect" or "HTC"); and,
- the contractual terms of the instrument give rise, on specified dates, to cash flows that are solely payments of principal and interest on the principal amount outstanding.

All financial assets meeting these criteria are measured initially at fair value plus transaction costs. These are subsequently measured at amortized cost using the effective interest method, less any impairment in value.

Where the business model is to hold assets to collect contractual cash flows, the Bank assesses whether the financial instruments' cash flows represent solely payments of principal and interest (SPPI). In making this assessment, the Bank considers whether the contractual cash flows are consistent with a basic lending arrangement, i.e., interest includes only consideration for the time value of money, credit risk, other basic lending risks and a profit margin that is consistent with a basic lending arrangement [see Note 3.1(b)]. Where the contractual terms introduce exposure to risk or volatility that are inconsistent with a basic lending arrangement, the related financial asset is classified and measured at FVPL.

The Bank's financial assets at amortized cost are presented in the statement of financial position as Cash and Other Cash Items, Due from BSP, Due from Other Banks, Investment Securities at Amortized Cost, Loans and Other Receivables and as part of Other Resources in respect of security deposits, petty cash fund and foreign currency notes and coins on hand which are included in

the account.

For purposes of cash flows reporting and presentation, cash and cash equivalents include cash and other cash items, due from BSP and other banks, foreign currency notes and coins on hand and securities under reverse repurchase agreement (SPURRA) with original maturities of three months or less.

*(ii) Financial Assets at Fair Value Through Other Comprehensive Income*

The Bank accounts for financial assets at FVOCI if the assets meet the following conditions:

- they are held under a business model whose objective is to hold to collect the associated cash flows and sell (“hold to collect and sell”); and,
- the contractual terms of the financial assets give rise to cash flows that are SPPI on the principal amount outstanding.

At initial recognition, the Bank can make an irrevocable election (on an instrument-by-instrument basis) to designate equity investments as at FVOCI; however, such designation is not permitted if the equity investment is held by the Bank for trading or as mandatorily required to be classified as FVPL. The Bank has no equity instruments as at the reporting periods.

Financial assets at FVOCI are initially measured at fair value plus transaction costs. Subsequently, they are measured at fair value, with no deduction for any disposal costs. Gains and losses arising from changes in fair value, including the foreign exchange component, are recognized in other comprehensive income, net of any effects arising from income taxes, and are reported as part of the Revaluation Reserves account in equity. When the asset is disposed of, the cumulative fair value gains or losses previously recognized in the Revaluation Reserves account is not reclassified to profit or loss but is reclassified directly to Surplus, except for those debt securities classified as FVOCI wherein fair value changes are recycled to profit or loss.

*(iii) Financial Assets at Fair Value Through Profit or Loss*

Financial assets that are held within a different business model other than “hold to collect” or “hold to collect and sell” are categorized at FVPL. Further, irrespective of business model, financial assets whose contractual cash flows are not SPPI are accounted for at FVPL. The Bank’s financial assets at FVPL include debt securities which are held for trading purposes or designated as at FVPL.

Financial assets at FVPL are measured at fair value with gains or losses recognized in profit or loss as part of Trading Gains or Losses in the statement of profit or loss. The fair values of these financial assets are determined by reference to active market transactions or using a valuation technique where no active market exists.

Financial assets with embedded derivatives are considered in their entirety when determining whether their cash flows are SPPI.

The Bank can only reclassify financial assets if the objective of its business model for managing those financial assets changes. Accordingly, the Bank is required to reclassify financial assets: (i) from amortized cost to FVPL, if the objective of the business model changes so that the amortized cost criteria are no longer met; and (ii) from FVPL to amortized cost, if the objective of the business model changes so that the amortized cost criteria start to be met and the characteristic of the instrument's contractual cash flows meet the amortized cost criteria.

A change in the objective of the Bank's business model will take effect only at the beginning of the next reporting period following the change in the business model.

*(b) Effective Interest Rate Method and Interest Income*

Interest income on financial assets measured at amortized cost and all interest-bearing debt financial assets classified as at FVPL, or at FVOCI, is recognized using the effective interest rate method. The effective interest rate is the rate that exactly discounts estimated future cash receipts through the expected life of the financial instrument or, when appropriate, a shorter period, to the net carrying amount of the financial asset.

The effective interest rate is calculated by taking into account any discount or premium on acquisition, fees and costs that are an integral part of effective interest rate. The Bank recognizes interest income using a rate of return that represents the best estimate of a constant rate of return over the expected life of the instrument; hence, it recognizes the effect of potentially different interest rates charged at various stages, and other characteristics of the product life cycle (including prepayments, penalty interest and charges).

If expectations regarding the cash flows on the financial asset are revised for reasons other than credit risk, the adjustment is booked as a positive or negative adjustment to the carrying amount of the asset with an increase or reduction in interest income.

The Bank calculates interest income by applying the effective interest rate to the gross carrying amount of the financial assets, except for those that are subsequently identified as credit-impaired and or are purchased or originated credit-impaired assets.

For financial assets that have become credit-impaired subsequent to initial recognition, interest income is calculated by applying the effective interest rate to the net carrying amount of the financial assets (after deduction of the loss allowance). If the asset is no longer credit-impaired, the calculation of interest income reverts to gross basis. For financial assets that were credit-impaired on initial recognition, interest income is calculated by applying a credit-adjusted effective interest rate to the amortized cost of the asset. The calculation of interest income does not revert to a gross basis even if the credit risk of the asset subsequently improves.

*(c) Impairment of Financial Assets*

The Bank assesses its ECL on a forward-looking basis associated with its financial assets carried at amortized cost and debt instruments measured at FVOCI and other contingent accounts. The Bank considers a broader range of information in assessing credit risk and measuring expected credit losses, including past events, current conditions, reasonable and supportable forecasts that affect collectability of the future cash flows of the financial assets.

The Bank measures loss allowances at an amount equal to lifetime ECL, except for the following financial instruments which are measured as 12-month ECL:

- all current loan accounts, except restructured loans;
- debt securities that are identified to have 'low credit risk' at the reporting date; and,
- other financial instruments on which credit risk has not increased significantly since their initial recognition.

For these financial instruments, the allowance for credit losses is based on 12-month ECL associated with the probability of default of a financial instrument in the next 12 months (referred to as 'Stage 1' financial instruments). Unless there has been a significant increase in credit risk subsequent to the initial recognition of the financial asset, a lifetime ECL (which are the expected shortfalls in contractual cash flows, considering the potential for default at any point during the life of the financial asset) will be recognized (referred to as 'Stage 2' financial instruments).

'Stage 2' financial instruments also include the following characteristics:

- performing accounts but with occurrence of loss event;
- accounts with missed payments but not yet classified as defaulted;
- current restructured loans; and,
- current loans that are rated as Especially Mentioned based on the Internal Credit Risk Rating System (ICRRS) of the Bank.

A lifetime ECL shall be recognized for 'Stage 3' financial instruments, which include financial assets considered as credit-impaired, purchased or originated credit-impaired assets, and those classified as Past Due and Items in Litigation based on the ECL methodology of the Bank.

The Bank's definition of credit risk and information on how credit risk is mitigated by the Bank are disclosed in Note 4.3.

#### *Measurement of ECL*

The measurement of the ECL reflects: (i) an unbiased and probability-weighted amount that is determined by evaluating a range of possible outcomes; (ii) the time value of money; and, (iii) reasonable and supportable information that is available without undue cost or effort at the reporting date about past events, current conditions and forecasts of future economic conditions.

The key elements used in the calculation of ECL are as follows:

- *Probability of default (PD)*– This is a quantitative measure of default risk based on the general credit worthiness of the borrower or issuer. It is the likelihood of a borrower defaulting on its obligation over a given time horizon, either over the next 12 months (12-month PD) or over the remaining lifetime (lifetime PD) of the obligation. A related measurement of default is the survival rate, which is the chance that the loan will be repaid.
- *Loss given default (LGD)* – The fraction of loan value or exposure that is likely to be lost in the event of borrower default. The loss statistic is specific to the facility structure and thus, associated with the facility risk rating. A related measure is the recovery rate, which is the percentage of the defaulted principal that can be recovered if default occurs.
- *Exposure at default (EAD)* – It represents the gross carrying amount of the financial instruments subject to the impairment calculation. The EAD is measured at book value of facilities granted with an assumption that most short-term lines and credit commitments are fully drawn at default. In case of a loan commitment, the Bank shall include the potential availment (up to the current contractual limit) at the time of default should it occur.

The Bank calculates ECL either on an individual or a collective basis. For modelling ECL parameters which were carried out on a collective basis, the financial instruments are grouped on the basis of shared credit risk characteristics, such as but not limited to instrument type, credit risk rating, collateral type, product type, historical net charge-offs, industry type, and geographical locations of the borrowers or counterparties.

The Bank applies a simplified ECL approach for its accounts receivables wherein the Bank uses a provision matrix that considers historical changes in the behavior of the portfolio of credit exposures based on internally collected data to predict conditions over the span of a given observation period. These receivables include claims from various counterparties, which are not originated through the Bank's lending activities. For these instruments, the Bank measures the loss allowance at an amount equal to lifetime ECL.

The Bank recognizes an impairment loss in profit or loss for all financial instruments subjected to ECL impairment assessment with a corresponding adjustment to their carrying amount through a loss allowance account. With respect to investments in debt securities that are measured at FVOCI, the related loss allowance account is recognized in other comprehensive income and accumulated in the Revaluation Reserves account, and does not reduce the carrying amount of the financial asset in the statement of financial position. For loan commitments, the loss allowance is recognized as provisions (presented and included as part of the Accrued Expense and Other Liabilities account in the statement of financial position).

Where a financial instrument includes a drawn and undrawn component, and the Bank cannot identify the ECL on the loan commitment component separately from those on the drawn commitment; the Bank presents a combined allowance for ECL



for both components. The combined amount is presented as a deduction from the gross carrying amount of the drawn component. Any excess of the loss allowance over the gross amount of the drawn component is presented as provisions.

*(d) Reclassification of Financial Assets*

The Bank can only reclassify financial assets if the objective of its business model for managing those financial assets changes. Accordingly, the Bank is required to reclassify financial assets: (i) from amortized cost to FVPL, if the objective of the business model changes so that the amortized cost criteria are no longer met; and, from FVPL to amortized cost, if the objective of the business model changes so that the amortized cost criteria start to be met and the characteristic of the instrument's contractual cash flows meet the amortized cost criteria.

A change in the objective of the Bank's business model will take effect only at the beginning of the next reporting period following the change in the business model.

*(e) Derecognition of Financial Assets*

The financial assets are derecognized when the contractual rights to receive cash flows from the financial instruments expire, or when the financial assets and all substantial risks and rewards of ownership have been transferred to another party. If the Bank neither transfers nor retains substantially all the risks and rewards of ownership and continues to control the transferred asset, the Bank recognizes its retained interest in the asset and an associated liability for amounts it may have to pay. If the Bank retains substantially all the risks and rewards of ownership of a transferred financial asset, the Bank continues to recognize the financial asset and also recognizes a collateralized borrowing for the proceeds received.

*(i) Modification of Loans*

When the Bank renegotiates or otherwise modifies the contractual cash flows of loans to customers, the Bank assesses whether or not the new terms are substantially different to the original terms. The Bank considers, among others:

- If the borrower is in financial difficulty, whether the modification merely reduces the contractual cash flows to amounts the borrower is expected to be able to pay;
- Whether any substantial new terms are introduced that will affect the risk profile of the loan;
- Significant extension of the loan term when the borrower is not in financial difficulty;
- Significant change in the interest rate;
- Change in the currency the loan is denominated in; and/or,

- Insertion of collateral, other security or credit enhancements that will significantly affect the credit risk associated with the loan.

If the terms are substantially different, the Bank derecognizes the financial asset and recognizes a “new” asset at fair value, and recalculates a new effective interest rate for the asset. The date of renegotiation is consequently considered to be the date of initial recognition for impairment calculation, including for the purpose of determining whether a significant increase in credit risk has occurred. However, the Bank also assesses whether the new financial asset recognized is deemed to be credit-impaired at initial recognition, especially in circumstances where the renegotiation was driven by the debtor being unable to make the originally agreed payments. Differences in the carrying amount are recognized in profit or loss as either gain or loss on derecognition of financial assets. As to the impact on ECL measurement, the expected fair value of the “new” asset is treated as the final cash flow from the existing financial asset at the date of derecognition. Such amount is included in the calculation of cash shortfalls from the existing financial asset that are discounted from the expected date of derecognition to the reporting date using the original effective interest rate of the existing financial asset.

If the terms are not substantially different, the renegotiation or modification does not result in derecognition, and the Bank recalculates the gross carrying amount based on the revised cash flows of the financial asset and recognizes a modification gain or loss in profit or loss. The new gross carrying amount is recalculated by discounting the modified cash flows of the original effective interest rate (or credit-adjusted effective interest rate for purchased or originated credit-impaired financial assets).

As to the impact on ECL measurement, the derecognition of the existing financial asset will result in the expected cash flows arising from the modified financial asset to be included in the calculation of cash shortfalls from the existing financial asset.

*(ii) Derecognition of Financial Assets Other than Through Modification*

The financial assets (or where applicable, a part of a financial asset or part of a group of financial assets) are derecognized when the contractual rights to receive cash flows from the financial instruments expire, or when the financial assets and all substantial risks and rewards of ownership have been transferred to another party. If the Bank neither transfers nor retains substantially all the risks and rewards of ownership and continues to control the transferred asset, the Bank recognizes its retained interest in the asset and an associated liability for amounts it may have to pay. If the Bank retains substantially all the risks and rewards of ownership of a transferred financial asset, the Bank continues to recognize the financial asset and also recognizes a collateralized borrowing for the proceeds received.

## **2.5 Derivative Financial Instruments**

The Bank uses derivative financial instruments, particularly plain vanilla foreign

exchange forwards, to manage its risks associated with fluctuations in foreign currency. Such derivative financial instruments are initially recognized at fair value on the date on which the derivative contract is entered into and are subsequently remeasured at fair value. Derivatives are carried as assets when the fair value is positive (recognized as part of Investment securities at FVPL under the Trading and Investment Securities account) and as liabilities (recognized under the Accrued Expenses and Other Liabilities account) when the fair value is negative.

The Bank's derivative instruments provide economic hedges under the Bank's policies but are not designated as accounting hedges. Consequently, any gains or losses arising from changes in fair value are taken directly to profit or loss for the period.

## **2.6 *Offsetting Financial Instruments***

Financial assets and financial liabilities are offset and the resulting net amount is reported in the statement of financial position when there is a legally enforceable right to set-off the recognized amounts and there is an intention to settle on a net basis, or realize the asset and settle the liability simultaneously. The right of set-off must be available at the end of the reporting period, that is, it is not contingent on future event. It must also be enforceable in the normal course of business, in the event of default, and in the event of insolvency or bankruptcy; and must be legally enforceable for both entity and all counterparties to the financial instruments.

## **2.7 *Financial Liabilities***

Financial liabilities include deposit liabilities, bills payable, corporate notes payable and accrued expenses and other liabilities (excluding tax-related payables and post-employment benefit obligation) and are recognized when the Bank becomes a party to the contractual terms of the instrument. All interest-related charges are recognized as Interest Expense in the statement of profit or loss.

Deposit liabilities, bills payable and corporate notes payable are recognized initially at their fair value, which is the issuance proceeds (fair value of consideration received) net of direct issue costs, and are subsequently measured at amortized cost using effective interest method for maturities beyond one year, less settlement payments. Any difference between proceeds net of transaction costs and the redemption value is recognized in the profit or loss over the period of the borrowings.

Accrued expenses and other liabilities are recognized initially at their fair value and subsequently measured at amortized cost, using effective interest method for maturities beyond one year, less settlement payments.

Dividend distributions to shareholders are recognized as financial liabilities upon declaration.

Financial liabilities are derecognized from the statement of financial position only when the obligations are extinguished either through discharge, cancellation or expiration. Where an existing financial liability is replaced by another from the same lender on substantially different terms, or if the terms of an existing liability are

substantially modified, such an exchange or modification is treated as a derecognition of the original liability and a recognition of the new liability, and the difference in the respective carrying amounts is recognized as gain or loss in profit or loss.

## **2.8 Bank Premises, Furniture, Fixtures and Equipment**

Land is stated at cost less impairment losses, if any. Bank premises, furniture, fixtures and equipment are carried at acquisition cost less accumulated depreciation and amortization and any impairment losses.

The cost of an asset comprises its purchase price and directly attributable cost of bringing the asset to working condition for its intended use. Expenditures for additions, major improvements and renewals are capitalized; expenditures for repairs and maintenance are charged to expense as incurred.

Depreciation is computed on a straight-line basis over the estimated useful lives of the assets as follows:

Building	50 years
Furniture, fixtures and equipment	5-7 years
Transportation equipment	5 years

Leasehold improvements are amortized using the estimated useful lives of 5 to 20 years or the remaining term of the lease whichever is shorter. Prior to the adoption of PFRS 16, the Bank had been amortizing the leasehold improvements over the term of the lease or its useful life, whichever is shorter.

An asset's carrying amount is written down immediately to its recoverable amount if the asset's carrying amount is greater than its estimated recoverable amount (see Note 2.19).

Fully depreciated and fully amortized assets are retained in the accounts until they are no longer in use and no further charge for depreciation and amortization is made in respect of those assets.

The residual values, estimated useful lives and method of depreciation and amortization of bank premises, furniture, fixtures and equipment (except land) are reviewed and adjusted if appropriate, at the end of each reporting period.

An item of bank premises, furniture, fixtures and equipment, including the related accumulated depreciation, amortization and impairment loss, is derecognized upon disposal or when no future economic benefits are expected to arise from the continued use of the asset. Any gain or loss arising on derecognition of the asset (calculated as the difference between the net disposal proceeds and the carrying amount of the item) is included in profit or loss in the year the item is derecognized.

## **2.9 Investment Properties**

Investment properties pertain to land, buildings or condominium units acquired by the Bank, in settlement of loans from defaulting borrowers through foreclosure or

dacion in payment. These properties are neither held by the Bank for sale in the next 12 months nor used in the rendering of services or for administrative purposes.

Investment properties are stated at cost, less accumulated depreciation and any impairment losses (see Note 2.19). The cost of an investment property comprises its acquisition price and directly attributable costs incurred such as legal fees, transfer taxes and other transaction costs.

Investment properties, except land, are depreciated over a period of five to ten years. Depreciation and impairment loss are recognized in the same manner as in bank premises, furniture, fixtures and equipment.

Transfers from other accounts (such as bank premises, furniture, fixtures and equipment) are made to investment properties when and only when, there is a change in use, evidenced by ending of owner-occupation or holding the property for capital appreciation, while transfers from investment properties are made when, and only when, there is a change in use, evidenced by commencement of owner-occupation.

Direct operating expenses related to investment properties, such as real estate taxes are normally charged against current operations in the period in which these costs are incurred.

Investment properties, including the related accumulated depreciation and any impairment losses, are derecognized upon disposal and no future economic benefit is expected from its disposal. Any gain or loss on the retirement or disposal of investment properties is recognized in profit or loss under the Gain (or Loss) on sale of properties under Miscellaneous Income (or Expenses) in the statement of profit or loss, in the year of retirement or disposal.

## ***2.10 Intangible Assets***

Intangible assets include goodwill, branch licenses, club shares and computer software, which are included as part of Other Resources and are accounted for under the cost model. The cost of the asset is the amount of cash or cash equivalents paid or the fair value of the other considerations given to acquire an asset at the time of its acquisition.

Goodwill represents the excess of the cost of acquisition over the fair value of the net assets and branch licenses acquired at the date of acquisition. Branch licenses represent the rights given by the BSP to the Bank to establish a certain number of branches in various areas in the country.

Goodwill and branch licenses are classified as intangible assets with indefinite useful life, and thus, not subject to amortization but to an annual test for impairment (see Note 2.19). For purposes of impairment testing, goodwill is allocated to cash-generating units and is subsequently carried at cost less any allowance for impairment losses while branch licenses are tested for impairment individually based on recoverable amount.

Acquired computer software licenses are capitalized on the basis of the costs incurred to acquire and install the specific software. Capitalized costs are amortized on a straight-line basis over the estimated useful lives of 5 years. In addition, intangible assets are subject to impairment testing when indications exist, as described in Note 2.19. Costs associated with maintaining computer software and those costs associated with research activities are recognized as expense in profit or loss as incurred.

When an intangible asset is disposed of, the gain or loss on disposal is determined as the difference between the proceeds and the carrying amount of the asset and is recognized in profit or loss.

### ***2.11 Other Resources***

Other resources pertain to other assets controlled by the Bank as a result of past events. These are recognized in the financial statements when it is probable that the future economic benefits will flow to the Bank and the asset has a cost or value that can be measured reliably.

Other acquired assets pertains to chattel properties acquired through repossession or dacion en pago from defaulting borrowers. These are stated at cost less accumulated depreciation and any impairment in value. Depreciation of other acquired assets is computed on a straight-line basis over the estimated useful life of three years. The carrying value of other acquired assets is written down immediately to its recoverable amount if the asset's carrying amount is greater than its estimated recoverable amount (see Note 2.19).

### ***2.12 Provisions and Contingencies***

Provisions are recognized when present obligations will probably lead to an outflow of economic resources and they can be estimated reliably even if the timing or amount of the outflow may still be uncertain. A present obligation arises from the presence of a legal or constructive commitment that has resulted from past events, for example, legal disputes or onerous contracts.

Provisions are measured at the estimated expenditure required to settle the present obligation, based on the most reliable evidence available at the end of the reporting period, including the risks and uncertainties associated with the present obligation. Where there are a number of similar obligations, the likelihood that an outflow will be required in settlement is determined by considering the class of obligations as a whole. When time value of money is material, long-term provisions are discounted to their present values using a pre-tax rate that reflects market assessments and the risks specific to the obligation. The increase in the provision due to passage of time is recognized as interest expense. Provisions are reviewed at the end of each reporting period and adjusted to reflect the current best estimate.

In those cases where the possible outflow of economic resource as a result of present obligations is considered improbable or remote, or the amount to be provided for

cannot be measured reliably, no liability is recognized in the financial statements. Similarly, possible inflows of economic benefits to the Bank that do not yet meet the recognition criteria of an asset are considered contingent assets, hence, are not recognized in the financial statements.

On the other hand, any reimbursement that the Bank is virtually certain to collect from a third party with respect to the obligation is recognized as a separate asset not exceeding the amount of the related provision.

### **2.13 Equity**

Capital stock represents the nominal value of the common and preferred shares that have been issued.

Additional paid-in capital includes any premium received on the issuance of capital stock. Any transaction costs associated with the issuance of shares are deducted from additional paid-in capital.

Appropriated surplus consist of:

- (a) General loan loss reserve, which pertains to the accumulated amount of appropriation from Surplus made by the Bank arising from the excess of the one-percent general loan loss provisions (GLLP) for outstanding loans as required by the BSP under Circular No. 1011, *Guidelines on the Adoption of PFRS 9* (Circular No. 1011) over the computed allowance for ECL for Stage 1 accounts; and,
- (b) Reserve for trust business representing the accumulated amount set aside by the Bank under existing regulations requiring the Bank to appropriate and transfer to surplus 10% of its net profits accruing from their trust business until the surplus shall amount to 20% of the regulatory capital. The reserve shall not be paid out in dividends, but losses accruing in the course of the trust business may be charged against this account.

Unappropriated surplus includes all current and prior period results of operations as disclosed in the statement of profit or loss, less appropriated surplus and dividends declared.

Revaluation reserves comprise of the remeasurements of post-employment defined benefit plan and unrealized fair value gains or losses on mark-to-market valuation of financial assets at FVOCI, net of amortization of fair value gains or losses on reclassified financial assets.

### **2.14 Related Party Transactions and Relationships**

Related party transactions are transfers of resources, services or obligations between the Bank and its related parties, regardless whether a price is charged.

Parties are considered to be related if one party has the ability to control the other party or exercises significant influence over the other party in making financial and operating decisions. These parties include: (a) individuals owning, directly or

indirectly through one or more intermediaries, control or are controlled by, or under common control with the Bank; (b) associates; (c) individuals owning, directly or indirectly, an interest in the voting power of the Bank that gives them significant influence over the Bank and close members of the family of any such individual; and (d) the Bank's funded retirement plan.

In considering each possible related party relationship, attention is directed to the substance of the relationship and not merely on the legal form.

For purposes of reporting to the SEC in accordance with SEC Memorandum Circular No.10-2019, Rules on Material Related Party Transactions for Publicly-Listed Companies, transaction amounting to 10% or more of the total assets that were entered into with related parties are considered material. All individual material related party transactions shall be approved by at least two-thirds vote of the board of directors, with at least a majority of the independent directors voting to approve the material related party transactions. In case that a majority of the independent directors' vote is not secured, the material related party transaction may be ratified by the vote of the stockholders representing at least two-thirds of the outstanding capital stock. For aggregate related party transactions within a 12-month period that breaches the materiality threshold of 10% of the Bank's total assets, the same board approval would be required for the transaction(s) that meets and exceeds the materiality threshold covering the same related party.

## ***2.15 Other Income and Expense Recognition***

Other income is recognized only when (or as) the Bank satisfies a performance obligation by transferring control of the promised services to the customer. A contract with a customer that results in a recognized financial instrument in the Bank's financial statements may be partially within the scope of PFRS 9 and partially within the scope of PFRS 15, Revenue from Contracts from Customers. In such a case, the Bank applies PFRS 9 first to separate and measure the part of the contract that is covered by PFRS 9, and then applies PFRS 15 to the residual part of the contract. Expenses and costs, if any, are recognized in profit or loss upon utilization of the assets or services or at the date these are incurred. All finance costs are reported in profit or loss on accrual basis.

The Bank assesses its revenue arrangements against specific criteria to determine if it is acting as a principal or agent. The Bank concluded that it is acting as a principal in all its revenue arrangements.

For other income arising from these various banking services which are to be accounted for under PFRS 15, the following provides information about the nature and timing of satisfaction of performance obligations in contracts with customers, including significant payment terms, and the related revenue recognition policies:

- a. Service charges, fees and commissions* – Service charges, fees and commissions are generally recognized when the service has been provided or after fulfilling the corresponding criteria. These include the commissions, deposit-related fees and other credit-related fees.



- b. *Asset management services* – The Bank provides asset management services, which include trust and fiduciary activities. Related fees are recognized in profit or loss as follows:
- (i) *Asset management and trust fees* – these are service fees calculated based on a fixed percentage of the value of assets managed and deducted from the customer's account balance on the scheduled collection date. Revenue from asset management services is recognized over time as the services are provided.
  - (ii) *Non-refundable upfront fees* – are charged to customers when opening certain types of trust account with the Bank. These fees give rise to material rights for future services and are recognized as revenue over the period for which a customer is expected to continue receiving asset management services.

For other income outside the scope of PFRS 15, the following provides information about the nature and the related revenue recognition policies:

- a. *Trading and securities gains (losses)* – These are recognized when the ownership of the securities is transferred to the buyer and is computed as the difference between the selling price and the carrying amount of the securities disposed of. These also include trading gains and losses as a result of the mark-to-market valuation of investment securities classified as FVPL.
- b. *Gain or loss from assets sold or exchanged* – Income or loss from assets sold or exchanged is recognized when the title to the properties is transferred to the buyer or when the collectability of the entire sales price is reasonably assured. This is included in profit or loss as part of Miscellaneous Income or Miscellaneous Expenses in the statement of profit or loss.

Costs and expenses are recognized in profit or loss upon utilization of the assets and/or services or at the date those are incurred. All finance costs are reported in profit or loss on accrual basis, except capitalized borrowing costs which are included as part of the cost of the related qualifying asset, if any (see Note 2.21).

## **2.16 Leases – Bank as Lessee**

The Bank considers whether a contract is or contains a lease. A lease is defined as ‘a contract, or part of a contract, that conveys the right to use an asset (the underlying asset) for a period of time in exchange for consideration.’ To apply this definition, the Bank assesses whether the contract meets three key evaluations which are whether:

- the contract contains an identified asset, which is either explicitly identified in the contract or implicitly specified by being identified at the time the asset is made available to the Bank;

- the Bank has the right to obtain substantially all of the economic benefits from use of the identified asset throughout the period of use, considering its rights within the defined scope of the contract; and,
- the Bank has the right to direct the use of the identified asset throughout the period of use. The Bank assesses whether it has the right to direct 'how and for what purpose' the asset is used throughout the period of use.

At lease commencement date, the Bank recognizes a right-of-use asset and a lease liability on the statement of financial position. The right-of-use asset is measured at cost, which is made up of the initial measurement of the lease liability, any initial direct costs incurred by the Bank, an estimate of any costs to dismantle and remove the asset at the end of the lease, and any lease payments made in advance of the lease commencement date (net of any incentives received).

The Bank amortizes the right-of-use asset on a straight-line basis from the lease commencement date over the useful life of the right-of-use asset or the term of the lease, whichever is shorter. The Bank also assesses the right-of-use asset for impairment when such indicators exist (see Note 2.19).

At the commencement date, the Bank measures the lease liability at the present value of the lease payments unpaid at that date, discounted using the interest rate implicit in the lease if that rate is readily available or the Bank's incremental borrowing rate.

Lease payments included in the measurement of the lease liability are made up of fixed payments (including those determined to be fixed in substance), variable payments based on an index or rate, amounts expected to be payable under a residual value guarantee and payments arising from options reasonably certain to be exercised.

Subsequent to initial measurement, the liability will be reduced for payments made and increased for interest. It is remeasured to reflect any reassessment or modification, or if there are changes in in-substance fixed payments.

When the lease liability is remeasured, the corresponding adjustment is reflected in the right-of-use asset, or profit and loss if the right-of-use asset is already reduced to zero.

The Bank has elected to account for any short-term leases (less than 12 months) using the practical expedients. Instead of recognizing a right-of-use asset and lease liability, the lease payments in relation to these are recognized as an expense in profit or loss on a straight-line basis over the lease term.

The corresponding right-of-use assets and lease liabilities are presented as part of Bank Premises, Furniture, Fixtures and Equipment, and Accrued Expenses and Other Liabilities, respectively, in the statement of financial position.

## ***2.17 Foreign Currency Transactions and Translation***

The accounting records of the Bank's regular banking unit are maintained in

Philippine pesos while the FCDU are maintained in US dollars. Foreign currency transactions during the period are translated into the functional currency at exchange rates which approximate those prevailing on transaction dates.

Foreign exchange gains and losses resulting from the settlement of foreign currency denominated transactions and from the translation at year-end exchange rates of monetary assets and liabilities denominated in foreign currencies are recognized in profit or loss. Changes in the fair value of monetary financial assets denominated in foreign currency classified as financial assets at FVOCI are analyzed between translation differences resulting from changes in the amortized cost of the security and other changes in the carrying amount of the security. Translation differences related to changes in amortized cost are recognized in profit or loss, and other changes in the carrying amount are recognized in other comprehensive income.

### ***2.18 Impairment of Non-financial Assets***

The Bank's premises, furniture, fixtures and equipment (including right-of-use assets), investment properties, and other resources (including branch licenses goodwill, computer software, other acquired assets) and other non-financial assets are subject to impairment testing. Intangible assets with an indefinite useful life, such as goodwill and branch licenses (see Note 2.11) or those not yet available for use are tested for impairment at least annually.

All other individual assets or cash-generating units are tested for impairment whenever events or changes in circumstances indicate that the carrying amount may not be recoverable.

For purposes of assessing impairment, assets are grouped at the lowest levels for which there are separately identifiable cash flows (cash-generating units). As a result, assets are tested for impairment either individually or at the cash-generating unit level.

An impairment loss is recognized for the amount by which the asset or cash-generating unit's carrying amount exceeds its recoverable amount. The recoverable amount is the higher of fair value, reflecting market conditions less costs to sell and value in use, based on an internal discounted cash flow evaluation. In determining value in use, management estimates the expected future cash flows from each cash-generating unit and determines the suitable interest rate in order to calculate the present value of those cash flows. Discount factors are determined individually for each cash-generating unit and reflect management's assessment of respective risk profiles, such as market and asset-specific risk factors. Impairment loss is charged pro rata to the other assets in the cash generating unit.

Except for assets with indefinite useful life, all assets are subsequently reassessed for indications that an impairment loss previously recognized may no longer exist. An impairment loss is reversed, if the cash generating units' recoverable amount exceeds its carrying amount.

### ***2.19 Employee Benefits***

The Bank provides post-employment benefits to employees through a defined benefit plan and defined contribution plan, and other employee benefits which are recognized as follows:

*(a) Post-employment Defined Benefit Plan*

A defined benefit plan is a post-employment plan that defines an amount of post-employment benefit that an employee will receive on retirement, usually dependent on one or more factors such as age, years of service and salary. The legal obligation for any benefits from this kind of post-employment plan remains with the Bank, even if plan assets for funding the defined benefit plan have been acquired. Plan assets may include assets specifically designated to a long-term benefit fund, as well as qualifying insurance policies. The Bank's defined benefit post-employment plan covers all regular full-time employees. The post-employment plan is tax-qualified, non-contributory and administered by a trustee bank.

The liability recognized in the statement of financial position for defined benefit post-employment plans is the present value of the defined benefit obligation at the end of the reporting period less the fair value of plan assets. The defined benefit obligation is calculated annually by independent actuaries using the projected unit credit method. The present value of the defined benefit obligation is determined by discounting the estimated future cash outflows using interest rates based on zero coupon government bonds as published by Bloomberg Valuation (BVAL), that are denominated in the currency in which the benefits will be paid and that have terms to maturity approximating to the terms of the related post-employment liability. BVAL provides evaluated prices that are based on market observations from contributed sources.

Remeasurements, comprising of actuarial gains and losses arising from experience adjustments and changes in actuarial assumptions and the return on plan assets (excluding amount included in net interest) are reflected immediately in the statement of financial position with a charge or credit recognized in other comprehensive income in the period in which they arise. Net interest is calculated by applying the discount rate at the beginning of the period, taking account of any changes in the net defined benefit liability or asset during the period as a result of contributions and benefit payments. Net interest is reported as part of Interest Income or Interest Expense account in the statement of profit or loss.

Past-service costs are recognized immediately in profit or loss in the period of a plan amendment or curtailment.

*(b) Post-employment Defined Contribution Plan*

A defined contribution plan is a post-employment plan under which the Bank pays fixed contributions into an independent entity (e.g. Social Security System and Philhealth). The Bank has no legal or constructive obligations to pay further contributions after payment of the fixed contribution. The contributions recognized in respect of defined contribution plans are expensed as they fall due.

Liabilities and assets may be recognized if underpayment or prepayment has occurred and are normally of a short-term nature.

(c) *Termination Benefits*

Termination benefits are payable when employment is terminated by the Bank before the normal retirement date, or whenever an employee accepts voluntary redundancy in exchange for these benefits.

The Bank recognizes termination benefits at the earlier of when it can no longer withdraw the offer of such benefits and when it recognizes costs for a restructuring that is within the scope of PAS 37 and involves the payment of termination benefits. In the case of an offer made to encourage voluntary redundancy, the termination benefits are measured based on the number of employees expected to accept the offer. Benefits falling due more than 12 months after the end of the reporting period are discounted to their present value.

(d) *Bonus Plans*

The Bank recognizes a liability and an expense for employee bonuses, based on a formula that is fixed regardless of the Bank's income after certain adjustments and does not take into consideration the profit attributable to the Bank's shareholders. The Bank recognizes a provision where it is contractually obliged to pay the benefits, or where there is a past practice that has created a constructive obligation.

(e) *Compensated Absences*

Compensated absences are recognized for the number of paid leave days (including holiday entitlement) remaining at the end of the reporting period. They are included in the Accrued Expenses and Other Liabilities account in the statement of financial position at the undiscounted amount that the Bank expects to pay as a result of the unused entitlement.

## **2.20 Borrowing Costs**

Borrowing costs are recognized as expenses in the period in which they are incurred, except to the extent that they are capitalized. Borrowing costs that are directly attributable to the acquisition, construction or production of a qualifying asset (i.e., an asset that takes a substantial period of time to get ready for its intended use or sale) are capitalized as part of cost of such asset. The capitalization of borrowing costs commences when expenditures for the asset and borrowing costs are being incurred and activities that are necessary to prepare the asset for its intended use or sale are in progress. Capitalization ceases when substantially all such activities are complete.

Investment income earned on the temporary investment of specific borrowings pending their expenditure on qualifying assets is deducted from the borrowing costs eligible for capitalization.

## **2.21 *Income Taxes***

Tax expense recognized in profit or loss comprises the sum of current tax and deferred tax not recognized in other comprehensive income or directly in equity, if any.

Current tax assets or liabilities comprise those claims from, or obligations to, fiscal authorities relating to the current or prior reporting period, that are uncollected or unpaid at the reporting period. They are calculated according to the tax rates and tax laws applicable to the fiscal periods to which they relate, based on the taxable profit for the year. All changes to current tax assets or liabilities are recognized as a component of tax expense in profit or loss.

Deferred tax is accounted for, using the liability method, on temporary differences at the end of each reporting period between the tax base of assets and liabilities and their carrying amounts for financial reporting purposes.

Under the liability method, with certain exceptions, deferred tax liabilities are recognized for all taxable temporary differences and deferred tax assets are recognized for all deductible temporary differences and the carryforward of unused tax losses and unused tax credits to the extent that it is probable that taxable profit will be available against which the deductible temporary differences can be utilized. Unrecognized deferred tax assets are reassessed at the end of each reporting period and are recognized to the extent that it has become probable that future taxable profit will be available to allow such deferred tax assets to be recovered.

Deferred tax assets and liabilities are measured at the tax rates that are expected to apply in the period when the asset is realized or the liability is settled provided such tax rates have been enacted or substantively enacted at the end of the reporting period.

The carrying amount of deferred tax assets is reviewed at the end of each reporting period and reduced to the extent that it is probable that sufficient taxable profit will be available to allow all or part of the deferred tax asset to be utilized.

The measurement of deferred tax liabilities and assets reflects the tax consequences that would follow from the manner in which the Bank expects, at the end of the reporting period, to recover or settle the carrying amount of its assets and liabilities.

Most changes in deferred tax assets or liabilities are recognized as a component of tax expense in profit or loss, except to the extent that it relates to items recognized in other comprehensive income or directly in equity. In this case, the tax is also recognized in other comprehensive income or directly in equity, respectively.

Deferred tax assets and deferred tax liabilities are offset if the Bank has a legally enforceable right to set off current tax assets against current tax liabilities and the deferred taxes relate to the same entity and the same taxation authority.

## ***2.22 Earnings Per Share***

Basic earnings per share (EPS) is determined by dividing net profit attributable to common shares by the weighted average number of common shares subscribed and issued during the period, after retroactive adjustment for any stock dividend declared in the current period, if any.

The diluted EPS is also computed by dividing net profit by the weighted average number of common shares subscribed and issued during the period. However, net profit attributable to common shares and the weighted average number of common shares outstanding are adjusted to reflect the effects of potentially dilutive convertible preferred shares as approved by the SEC.

Convertible preferred shares are deemed to have been converted to common shares at the issuance of preferred shares. As of March 31, 2023 and December 31, 2022, the Bank has no convertible preferred shares (see Note 18.1).

## ***2.23 Trust and Fiduciary Operations***

The Bank acts as trustee and in other fiduciary capacity that result in the holding or placing of assets on behalf of individuals, trusts, retirement benefit plans and other institutions. These assets and their income arising thereon are excluded from these financial statements, as these are neither resources nor income of the Bank.

## ***2.24 Events After the End of the Reporting Period***

Any post-year-end event that provides additional information about the Bank's financial position at the end of the reporting period (adjusting event) is reflected in the financial statements. Post-year-end events that are not adjusting events, if any, are disclosed when material to the financial statements.

# **3. SIGNIFICANT ACCOUNTING JUDGMENTS AND ESTIMATES**

The preparation of the Bank's financial statements in accordance with PFRS requires management to make judgments and estimates that affect the amounts reported in the financial statements and related notes. Judgments and estimates are continually evaluated and are based on historical experience and other factors, including expectations of future events that are believed to be reasonable under the circumstances. Actual results may ultimately differ from these estimates. Unless specifically indicated to apply to either year, the policies that follow apply to both years.

## ***3.1 Critical Management Judgments in Applying Accounting Policies***

In the process of applying the Bank's accounting policies, management has made the following judgments, apart from those involving estimation, which have the most significant effect on the amounts recognized in the financial statements:

(a) *Application of ECL to Financial Assets at FVOCI and Amortized Cost*

The Bank uses external benchmarking and historical loss rates to calculate ECL for all debt instruments carried at FVOCI and amortized cost as well as loan commitments. The allowance for impairment is based on the ECLs associated with the PD of a financial instrument in the next 12 months, unless there has been a significant increase in credit risk since origination of the financial instrument, in such case, a lifetime ECL for the instrument is recognized. This is where significant management judgment is required.

The Bank has established a policy to perform an assessment, at the end of each reporting period, whether a financial instrument's credit risk has significantly increased since initial recognition, by considering the change in the risk of default occurring over the remaining life of the financial instrument (see Note 4.3).

(b) *Evaluation of Business Model Applied and Testing the Cash Flow Characteristics of Financial Assets in Managing Financial Instruments*

The Bank manages its financial assets based on business models that maintain adequate level of financial assets to match its expected cash outflows, largely its core deposit funding arising from customers' withdrawals and continuing loan disbursements to borrowers, while maintaining a strategic portfolio of financial assets for trading activities consistent with its risk appetite.

The Bank developed business models which reflect how it manages its portfolio of financial instruments. These business models need not be assessed at entity level or as a whole but shall be applied at the level of a portfolio of financial instruments (i.e., group of financial instruments that are managed together by the Bank) and not on an instrument-by-instrument basis (i.e., not based on intention or specific characteristics of individual financial instrument).

In determining the classification of a financial instrument, the Bank evaluates in which business model a financial instrument or a portfolio of financial instruments belong to taking into consideration the objectives of each business model established by the Bank (e.g., held-for-trading, generating accrual income, direct matching to a specific liability) as those relate to the Bank's investment, trading and lending strategies. Furthermore, the Bank assesses whether the contractual terms of the financial assets give rise on specified dates to cash flows that are solely payments of principal and interest on the principal outstanding, with interest representing time value of money and credit risk associated with the principal amount outstanding.

The assessment as to whether the cash flows meet the test is made in the currency in which the financial asset is denominated. Any other contractual term that changes the timing or amount of cash flows (unless it is a variable interest rate that represents time value of money and credit risk) does not meet the amortized cost criteria. In cases where the relationship between the passage of time and the interest rate of the financial instrument may be imperfect, known as modified time value of money, the Bank assesses the modified time value of money feature to determine whether the financial instrument still meets the SPPI



criterion.

The objective of the assessment is to determine how different the undiscounted contractual cash flows could be from the undiscounted cash flows that would arise if the time value of money element was not modified (the benchmark cash flows). If the resulting difference is significant, the SPPI criterion is not met. In view of this, the Bank considers the effect of the modified time value of money element in each reporting period and cumulatively over the life of the financial instrument.

If more than an infrequent sale is made out of a portfolio of financial assets carried at amortized cost, the Bank assesses whether and how such sales are consistent with the objective of collecting contractual cash flows. In making this judgment, it considers certain circumstances documented in its business model manual to assess that an increase in the frequency or value of sales of financial instruments in a particular period is not necessarily inconsistent with a held-to-collect business model if the Bank can explain the reasons for those sales and why those sales do not reflect a change in the Bank's investment objective for the business model.

(c) *Distinction Between Investment Properties or Other Acquired Assets and Owner-occupied Properties*

The Bank determines whether a property qualifies as investment property. In making this judgment, the Bank considers whether the property generates cash flows largely independent of the other assets held by an entity. Owner-occupied properties generate cash flows that are attributable not only to properties but also to other assets used in the production or supply process.

The Bank classifies its acquired properties (foreclosed properties) as Bank Premises, Furniture, Fixtures and Equipment if used in operations, as other acquired assets presented under Other Resources, if the Bank expects that the properties, which are other than land and building, will be recovered through sale rather than use, and as Investment Properties if the Bank intends to hold the properties, which could be land and/or building, to earn rental or for capital appreciation.

Some properties may comprise a portion that is held to earn rental or for capital appreciation and another portion that is held for use in providing services or for administrative purposes. If these portions can be sold separately (or leased out separately under finance lease), the Bank accounts for the portions separately. If these portions cannot be sold separately, the property is accounted for as investment property only if an insignificant portion is held for use in providing services or for administrative purposes.

Judgment is applied in determining whether ancillary services are so significant that a property does not qualify as investment property. The Bank considers each property separately in making its judgment.

(d) *Determination of Branch Licenses Having Indefinite Useful Lives*

The Bank's branch licenses were regarded as having an indefinite useful lives considering there is no foreseeable limit to the period over which such assets are expected to generate net cash inflows for the Bank. The assessment of having indefinite useful lives is reviewed periodically and is updated whether events and circumstances such as the period of control over these assets and legal or similar limits on the use of these assets continue to support such assessment.

(e) *Determination of Lease Term*

In determining the lease term, management considers all facts and circumstances that create an economic incentive to exercise an extension option, or not exercise a termination option. Extension options (or periods after termination options) are only included in the lease term if the lease is reasonably certain to be extended (or not terminated).

The Bank did not include renewal options as part of the lease term of as the terms are renewable upon mutual agreement.

The lease term is reassessed if an option is actually exercised or not exercised or the Bank becomes obliged to exercise or not exercise it. The assessment of reasonable certainty is only revised if a significant event or a significant change in circumstances occurs, which affects this assessment, and that is within the control of the Bank.

(f) *Recognition of Provisions and Contingencies*

Judgment is exercised by management to distinguish the difference between provisions and contingencies. Policies on recognition of provisions and contingencies are discussed in Note 2.13 and relevant disclosures are presented in Note 19.

In dealing with the Bank's various legal proceedings, its estimate of the probable costs that may arise from claims and contingencies has been developed in consultation and coordination with the Bank's internal and outside counsels acting in defense for the Bank's legal cases and are based upon the analysis of probable results.

Although the Bank does not believe that its dealing on these proceedings will have material adverse effect on the Bank's financial position, it is possible that future results of operations could be materially affected by changes in the estimates or in the effectiveness of the strategies conducted relating to those proceedings.

### **3.2 Key Sources of Estimation Uncertainty**

The following are the key assumptions concerning the future, and other key sources of estimation uncertainty at the end of the reporting period, that have a significant risk of causing a material adjustment to the carrying amounts of assets and liabilities

within the next reporting period:

(a) *Estimation of Allowance for ECL*

The measurement of the allowance for ECL on debt financial assets at amortized cost is an area that requires the use of significant assumptions about the future economic conditions and credit behaviour (e.g., likelihood of customers defaulting and the resulting losses). Explanation of the inputs, assumptions and estimation used in measuring ECL is further detailed in Note 4.3.

The carrying value of investment debt securities at amortized cost and at FVOCI, and loans and other receivables together with the analysis of the allowance for impairment on such financial assets, are shown in Notes 11 and 12, respectively.

(b) *Fair Value Measurement for Financial Assets at FVPL and at FVOCI*

The Bank carries certain financial assets at fair value which requires judgment and extensive use of accounting estimates. In cases when active market quotes are not available, fair value is determined by reference to the current market value of another financial instrument which is substantially the same or is calculated based on the expected cash flows of the underlying net base of the instrument or other more appropriated valuation techniques.

The amount of changes in fair value would differ if the Bank had utilized different valuation methods and assumptions. Any change in fair value of the financial assets and financial liabilities would affect profit or loss or other comprehensive income.

The fair value of derivative financial instruments that are not quoted in an active market is determined through valuation techniques using the net present value computation.

The carrying values of the Bank's trading and investment securities and the amounts of fair value changes recognized on those financial assets are disclosed in Note 11.

(c) *Estimation of Useful Lives of Bank Premises, Furniture, Fixtures and Equipment, Right-of-use Assets, Investment Properties, Computer Software, Goodwill and Branch Licenses*

The Bank estimates the useful lives of bank premises, furniture, fixtures and equipment, right-of-use assets, investment properties and computer software based on the period over which the assets are expected to be available for use. The estimated useful lives of these assets are reviewed periodically and are updated if expectations differ from previous estimates due to physical wear and tear, technical or commercial obsolescence and legal or other limits on the use of the assets.

The Bank's goodwill and branch licenses are regarded as having an indefinite useful lives considering there is no foreseeable limit to the period over which such assets are expected to generate net cash inflows for the Bank. The

assessment of having indefinite useful lives is reviewed periodically and is updated whether events and circumstances such as the period of control over these assets and legal or similar limits on the use of these assets continue to support such assessment.

Actual results, however, may vary due to changes in estimates brought about by changes in factors mentioned above.

(d) *Determination of Realizable Amount of Deferred Tax Assets*

The Bank reviews its deferred tax assets at the end of each reporting period and reduces the carrying amount to the extent that it is no longer probable that sufficient taxable profit will be available to allow all or part of the deferred tax asset to be utilized. The carrying value of deferred tax assets was assessed by management as fully recoverable as of March 31, 2023 and December 31, 2022.

(e) *Determination of Fair Value of Investment Properties*

The Bank's investment properties are composed of parcels of land and buildings and improvements which are held for capital appreciation, and are measured using the cost model. The estimated fair value of investment properties disclosed in Note 7.4 is determined on the basis of the appraisals conducted by professional appraiser applying the relevant valuation methodologies as discussed therein.

At initial recognition, the Bank determines the fair value of the acquired properties based on valuations performed by both internal and external appraisers. The appraised value is determined based on the current economic and market conditions as well as the physical condition of the property. For investment properties with appraisal conducted prior to the end of the current reporting period, management determines whether there are significant circumstances during the intervening period that may require adjustments or changes in the disclosure of fair value of those properties. A significant change in key inputs and sources of information used in the determination of the fair value disclosed for those assets may result in adjustment in the carrying amount of the assets reported in the financial statements if their fair value will indicate evidence of impairment.

The Bank's methodology in determining the fair value of acquired properties are further discussed in Note 7.4

(f) *Determination of Fair Value of Identifiable Assets Acquired and Liabilities Assumed from the Merger and Resulting Gain on Bargain Purchase*

The merger between the Bank and ISBI is considered as an acquisition of a business as defined in PFRS 3, hence, the Bank accounted the merger by applying the acquisition method. The acquisition method requires the recognition of identifiable assets, liabilities, indemnification assets, contingent liabilities and deferred consideration in a business combination, if any, at fair value at the date of acquisition, with the excess of the acquisition price over the identified fair

values recognized as goodwill, if positive, otherwise gain on bargain purchase.

The Bank obtained a valuation report for the purchase price allocation from an independent external valuation specialist in order to determine the fair value of assets, liabilities and contingent liabilities acquired, and that formed a basis for any resulting goodwill or a gain on bargain purchase. To calculate the goodwill or gain on bargain purchase in the merger transaction, the Bank, through its independent external valuation specialist, allocated the purchase price to the fair values of identifiable assets acquired and liabilities assumed on the following order: (a) fair value of tangible net assets as at the acquisition date and then (b) fair value of identifiable intangible asset, if any.

Fair value of tangible assets are determined based on the current economic and market conditions as well as the physical condition of the assets (see also Note 7).

*(g) Impairment of Non-financial Assets*

Except for intangible assets with indefinite useful lives (i.e. goodwill and branch licenses), which are annually tested for impairment, PFRS requires that an impairment review be performed when certain impairment indications are present. The Bank's policy on estimating the impairment of non-financial assets is discussed in detail in Note 2.19. Though management believes that the assumptions used in the estimation of fair values reflected in the financial statements are appropriate and reasonable, significant changes in these assumptions may materially affect the assessment of recoverable values and any resulting impairment loss could have a material adverse effect on the results of operations.

There are no impairment losses recognized in goodwill, branch licenses, bank premises, furniture, fixtures and equipment, and right-of-use assets.

*(h) Determination of Appropriate Discount Rate in Measuring Lease Liabilities*

The Bank measures its lease liabilities at present value of the lease payments that are not paid at the commencement date of the lease contract. The lease payments were discounted using a reasonable rate deemed by management equal to the Bank's incremental borrowing rate. In determining a reasonable discount rate, management considers the term of the leases, the underlying asset and the economic environment. Actual results, however, may vary due to changes in estimates brought about by changes in such factors.

*(i) Valuation of Post-employment Benefits*

The determination of the Bank's obligation and cost of post-employment benefit plan is dependent on the selection of certain assumptions used by actuaries in calculating such amounts. A significant change in any of these actuarial assumptions may generally affect the recognized expense and the carrying amount of the post-employment benefit obligation in the next reporting period.

## **4. RISK MANAGEMENT OBJECTIVES AND POLICIES**

The Bank's activities are exposed to credit, market and liquidity, and operational risk. Credit risk emanates from exposures to borrowing customers, counterparty risk in trading activities, and contingent credit risks arising from trade finance exposures. Market risk covers price, liquidity and interest rate risks in the Bank's investment portfolio. Liquidity risk may arise from shortage in funding and/or lack of market for sale of its assets. Operational risk covers potential losses other than market and credit risk arising from failures of people, process, systems and information technology and external events.

The ability to manage risks effectively is vital for the Bank to sustain its growth and continue to create value for its shareholders.

### **4.1 Risk Management**

The Bank continually advances on its risk management techniques and integrate this into the overall strategic business objectives to support the growth objectives of the Bank.

The Bank has automated the front-office, back office, and middle office operations as far as market risk is concerned. This includes the integration of pre-deal limit checking, on-demand position monitoring, automated limit reporting and breach approval, and automated value-at-risk (VaR) calculations. In addition to the automation, the Bank continues to review its limits system to ensure that it only enters into transactions allowed under its existing policies and that adequate capital is available to cover market risk exposures.

On the credit side, the Bank has instituted improvements on its credit policies, which includes review and approval of large exposure and credit concentration within proper authority. The Bank also reviews remedial management action plans on the resolution of problematic loan accounts. The Bank continues to device ways to streamline and improve on its credit processes to ensures that commensurate controls are in place.

There is also an enterprise-wide training on risk awareness to ensure appreciation of the risk management objectives of the Bank, and how these relate to the overall objective and strategies of the Bank, resulting to appropriate identification and measurement of the key risks of all business and support units. Policies on Business Continuity and Information Security were further strengthened, strictly implemented, and continuously disseminated across all units of the Bank.

### **4.2 Enterprise Risk Management Framework**

The Bank adopts an Enterprise Risk Management framework as its integrated approach to the identification, measurement, control and disclosure of risks, subject to prudent limits and stringent controls as established in its risk management framework and governance structure. The Bank has an integrated process of planning, organizing, leading, and controlling its activities in order to minimize the effects of risk on its capital and earnings. The Bank's BOD formulates the corporate

risk policy, sets risk tolerances and appetite and provide risk oversight function through the Risk Oversight Committee (ROC), which in turn supervises the Chief Risk Officer and Head of the Enterprise Risk Management Group (ERMG) in the development and implementation of risk policies, processes and guidelines. The framework covers operational, market and liquidity, credit and counterparty, and other downside risks within the context of the supervisory risk guidelines of the BSP and aligned best practices on risk management.

#### **4.3 Credit Risk**

Credit risk pertains to the risk to income or capital due to failure by borrowers or counterparties to pay their obligations, either in full or partially as they fall due, deterioration in the credit quality of a borrower, issuer or counterparty, and the reduced recovery from a credit facility in the event of default. This is inherent in the Bank's lending, investing, and trading and is managed in accordance with the Bank's credit risk framework of risk identification, measurement, control and monitoring.

Credit risk is managed through a continuing review of credit policies, systems, and procedures. It starts with the definition of business goals and setting of risk policies by the BOD. Account officers and credit officers directly handle credit risk as guided by BOD-approved policies and limits. ERMG, as guided by the ROC, performs an independent portfolio oversight of credit risks and reports regularly to the BOD and the ROC.

On the transactional level, exposure to credit risk is managed through a credit review process wherein a regular analysis of the ability of the obligors and potential obligors to meet interest and capital repayment obligations is performed. Exposure to credit risk is also managed in part by obtaining collateral and corporate and personal guarantees. Moreover, in accordance with best practices, the Bank also adopts an internal credit risk rating system (ICRRS) for the purpose of measuring credit risk for every exposure in a consistent manner as accurately as possible and uses this information as a tool for business and financial decision-making.

#### **4.4 Market Risk**

The Bank's market risk exposure arises from adverse movements in interest rates and prices of assets that are either carried in the banking book or held as positions in the trading book (financial instruments), mismatches in the contractual maturity of its resources and liabilities, embedded optionality in the loans and deposits due to pre-terminations, and potential cash run offs arising from changes in the overall liquidity and funding conditions in the market.

Market risk related to the Bank's financial instruments includes foreign currency, interest rate and price risks.

##### *(a) Foreign Currency Risk*

The Bank manages its exposure to effects of fluctuations in the foreign currency exchange rates by maintaining foreign currency exposure within the existing regulatory guidelines and at a level that it believes to be relatively conservative for

a financial institution engaged in that type of business.

The Bank's foreign currency exposure is primarily limited to the foreign currency deposits, which are sourced within the Philippines or generated from remittances by Filipino expatriates and overseas Filipino workers. Also, foreign currency trading with corporate accounts and other financial institutions is a source of foreign currency exposure for the Bank. At the end of each month, the Bank reports to the BSP on its acquisition and disposition of foreign currency resulting from its daily transactions.

*(b) Interest Rate Risk*

Interest rate risk is the probability of decline in net interest earnings as a result of an adverse movement of interest rates.

In measuring interest rate exposure from an earnings perspective, the Bank calculates the Earnings at Risk (EAR) to determine the impact of interest rate changes on the Bank's accrual portfolio. The EAR is the potential decline in net interest income due to the adverse movement in interest rates. To quantify interest rate exposure, the statement of financial position is first classified into interest rate sensitive and non-interest rate sensitive asset and liability accounts and then divided into pre-defined interest rate sensitivity gap tenor buckets with corresponding amounts slotted therein based on the term to next re-pricing date (the re-pricing maturity for floating rate accounts) and remaining term to maturity (the equivalent re-pricing maturity for fixed rate accounts).

The rate sensitivity gaps are calculated for each time band and on a cumulative basis. The gap amount for each bucket is multiplied by an assumed change in interest rate to determine EAR. A negative interest rate sensitivity gap position implies that EAR increases with a rise in interest rates, while a positive interest rate sensitivity gap results in a potential decline in net interest rate income as interest rates fall. To supplement the EAR, the Bank regularly employs sensitivity analysis on the Bank's interest rate exposure.

To mitigate interest rate risk, the Bank follows a prudent policy on managing resources and liabilities so as to ensure that exposure to interest rate risk are kept within acceptable levels. The BOD has also approved the EAR Limit which is reviewed regularly.

*(c) Price Risk*

In measuring the magnitude of exposures related to the Bank's trading portfolio arising from holding of government and other debt securities, the Bank employs VaR methodology. VaR is an estimate of the amount of loss that a given risk exposure is unlikely to exceed during a given time period, at a given level of statistical confidence. Analytically, VaR is the product of: (a) the sensitivity of the market value of the position to movement of the relevant market risk factors, and (b) the volatility of the market risk factor for the given time horizon at a specified level of statistical confidence. Typically, the Bank uses a 99% confidence level for this measurement; i.e., losses could exceed the VaR in one out of 100 trading



days.

In calculating the severity of the market risk exposure for fixed income securities, the Bank takes into account the cash flow weighted term or modified duration of the securities comprising the portfolio, the yield to maturity, and mark-to-market value of the component securities position in the trading book. As the VaR methodology requires a minimum historical period of reckoning with market movements from a transparent discovery platform, the Bank uses yield and price data from the PDEX and Bloomberg in the calculation of the volatility of rates of return and security prices, consistent with BSP valuation guidelines.

In assessing market risk, the Bank scales the calculated VaR based on assumed defeasance or holding periods that range from one day and ten days consistent with best practices and BSP standards.

As a prudent market risk control and compliance practice, the BOD has approved a market risk limit system which includes: (i) VaR limit on a per instrument and portfolio; (ii) loss limit on per investment portfolio, (iii) off-market rate limits on per instrument type; and, (iv) holding period for investment securities.

In recognition of the limitations of VaR related to the assumptions on which the model is based, the Bank supplements the VaR with a wide range of stress tests to model the financial impact of a variety of exceptional market scenarios on individual trading portfolios and the Bank's overall position.

*(d) Liquidity Risk*

Liquidity risk is the risk to income and capital as a result of the Bank failing its commitment for funds as they fall due. The Bank manages its liquidity risk through the management's monitoring of various liquidity ratios, Treasury's weekly and regular assessment of liquidity gaps, and the maturity ladder. A maturity ladder relates the inflows to outflows of funds at selected maturity dates and is constructed to measure liquidity exposure. The ladder shows the Bank's statement of financial position distributed into tenor buckets across the term structure on the basis of the term to final maturity or cash flow dates. The amount of net inflows which equals the difference between the amounts of contractually maturing assets (inflows) and liabilities (outflows) is computed per tenor bucket and on a cumulative basis incorporating certain behavioural and hypothetical assumptions regarding the flows from assets and liabilities including contingent commitments over time. The calculated periodic and cumulative gaps constitute the Bank's run off schedule, which indicate the Bank's net funding requirements in local and foreign currency.

To control liquidity gap risks, a quantitative ceiling to the net outflow of funds of the Bank called Maximum Cumulative Outflow (MCO) limit is observed per currency based on the recommendation of management, which model and assumptions are reviewed by the Asset and Liability Committee (ALCO) and the ROC prior to the confirmation by the BOD.

Additional measures to mitigate liquidity risks include reporting of funding concentration, short-term liquidity reporting, available funding sources, and liquid assets analysis.

More frequent analysis of projected funding source and requirements as well as pricing strategies is discussed thoroughly during the weekly ALCO meetings.

Pursuant to applicable BSP regulations, the Bank is required to maintain reserves against deposit liabilities which are based on certain percentages of deposits.. The required reserves against deposit liabilities shall be kept in the form of deposits placed in the Bank's demand deposit accounts with the BSP. The BSP also requires the Bank to maintain asset cover of 100% for foreign currency denominated liabilities of its FCDU.

#### **4.5 Operational Risk**

Operational risks are risks arising from the potential inadequate information systems and systems, operations or transactional problems (relating to service or product delivery), breaches in internal controls, fraud, or unforeseen catastrophes that may result in unexpected loss.

Operational risks include the risk of loss arising from various types of human or technical error, settlement or payments failures, business interruption, administrative and legal risks, and the risk arising from systems not performing adequately.

The ROC of the Bank assists management in meeting its responsibility to understand and manage operational risk exposures.

The ROC applies a number of techniques to efficiently manage operational risks. Among these are enumerated below.

- Each major business line has an embedded operational risk management officer who acts as a point person for the implementation of various operational risk tools. The operational risk officers attend annual risk briefings conducted by the ROC to keep them up-to-date with different operational risk issues, challenges and initiatives.
- With ROC's bottom up self-assessment process, which is conducted at least annually, areas with high risk potential are highlighted and reported, and control measures are identified. The results of said self-assessment exercise also serve as one of the inputs in identifying specific key risk indicators (KRIs).
- KRIs are used to monitor the operational risk profile of the Bank and of each business unit, and alert the management of impending problems in a timely fashion.
- Internal loss information is collected, reported and utilized to model operational risk.

- The ROC reviews product and operating manuals, policies, procedures and circulars, thus allowing the embedding of desired operational risk management practices in all business units.

*(a) Reputational Risk*

Reputation risk is the risk to earnings or capital arising from negative public opinion. This affects the Bank's ability to establish new relationships or services, or to continue servicing existing relationships. This risk can expose the Bank to litigation, financial loss, or damage to its reputation. Reputation risk arises whenever technology-based banking products, services, delivery channels or processes may generate adverse public opinion such that it seriously affects the Bank's earnings or impairs its capital. This risk is present in activities such as asset management and regulatory compliance.

The Bank adopted a reputation risk monitoring and reporting framework to manage public perception.

*(b) Legal Risk and Regulatory Risk Management*

Changes in laws and regulations and fiscal policies could adversely affect the Bank's operations and financial reporting. In addition, the Bank faces legal risks in enforcing its rights under its loan agreements, such as foreclosing of collateral. Legal risk is higher in new areas of business where the law remains untested by the courts. The Bank uses a legal review process as the primary control mechanism for legal risk. Such a legal review aims to verify and validate the existence, genuineness and due execution of legal documents, and verify the capacity and authority of counterparties and customers to enter into transactions.

In addition, the Bank seeks to minimize its legal risk by using stringent legal documentation, imposing certain requirements designed to ensure that transactions are properly authorized, and consulting internal and external legal advisors.

Regulatory risk refers to the potential for the Bank to suffer financial loss due to changes in the laws or monetary, tax or other governmental regulations of the country. The Bank's Compliance Program, the design and implementation of which is overseen and coordinated by the Compliance Officer, is the primary control process for regulatory risk issues. The Compliance Office is committed to safeguard the integrity of the Bank by maintaining a high level of regulatory compliance.

It is responsible for communicating and disseminating new rules and regulations to all units, assessing and addressing identified compliance issues, performing periodic compliance testing on branches and head office units, and reporting compliance findings to the Audit Committee and the BOD.

## **4.6 Anti-Money Laundering Controls**

The Anti-Money Laundering Act (AMLA) or RA No. 9160 was passed in September

2001 and was amended by RA No. 9194, RA No. 10167, and RA No. 10365 in March 2003, June 2012 and February 2013, respectively. Under the AMLA, as amended, the Bank is required to submit “Covered Transaction Reports” to the Anti-Money Laundering Council (AMLC) involving single transactions in cash or other equivalent monetary instruments in excess of P0.5 million within one banking day. The Bank is also required to submit “Suspicious Transaction Reports” to the AMLC in the event that circumstances exist and there are reasonable grounds to believe that the transaction is suspicious. Furthermore, terrorist financing was criminalized in RA No.10168. In addition, the AMLA requires that the Bank safe keeps, as long as the account exists, all the Know Your Customer (KYC) documents involving its clients, including documents that establish and record the true and full identity of its clients. Likewise, transactional documents must be maintained and stored for five years from the date of the transaction. In cases involving closed accounts, the KYC documents must be kept for five years after their closure. Meanwhile, all records of accounts with court cases must be safe kept until there is a final resolution.

On January 27, 2011, BSP Circular No. 706 was implemented superseding all policies on AMLA. The Circular requires the Bank to adopt a comprehensive and risk-based Money Laundering and Terrorist Financing Prevention Program (MLPP) designed according to the covered institution’s corporate structure and risk profile.

In an effort to further prevent money laundering activities, the Bank revised its KYC policies and guidelines in order to comply with the aforementioned Circular. Under the guidelines, each business unit is required to validate the true identity of a customer based on official or other reliable identifying documents or records before an account may be opened. Likewise, the Bank is required to risk profile its clients to Low, Normal or High with its corresponding due diligence of Reduced, Average or Enhanced, in compliance with the risk-based approach mandated by the Circular. Decisions to enter into a business relationship with a high risk customer requires senior management approval, and in some cases such as a politically exposed person or a private individual holding a prominent position, Credit and Collection Department Group Head approval is necessary.

The Bank’s procedures for compliance with the AMLA are set out in its MLPP. The Bank’s Compliance Officer, through the Anti-Money Laundering Department (AMLDD), monitors AMLA compliance and conducts regular compliance testing of business units.

The AMLDD requires all banking units to submit to the Compliance Office certificates of compliance with the Anti-Money Laundering Rules and Regulations on a quarterly basis.

The Compliance Officer regularly reports to the Audit Committee and to the BOD results of their monitoring of AMLA compliance.

## **5. CAPITAL MANAGEMENT AND REGULATORY CAPITAL**

### **5.1 Capital Management and Regulatory Capital**

The Bank's lead regulator, the BSP, sets and monitors capital requirements for the Bank. In implementing current capital requirements, the BSP requires the Bank to maintain a prescribed ratio of qualifying capital to risk-weighted assets. PBB, being a stand-alone thrift bank, is required under BSP regulations to comply with Basel 1.5. Under this regulation, the qualifying capital account of the Bank should not be less than an amount equal to 10% of its risk weighted assets.

The qualifying capital of the Bank for purposes of determining the capital-to-risk assets ratio consists of Tier 1 capital plus Tier 2 capital elements net of the required deductions from capital such as:

- (a) unbooked valuation reserves and other capital adjustments as may be required by the BSP;
- (b) total outstanding unsecured credit accommodations to directors, officers, stockholders and related interests (DOSRI);
- (c) deferred tax asset net of deferred tax liability;
- (d) goodwill;
- (e) sinking fund for redemption of redeemable preferred shares; and,
- (f) other regulatory deductions.

Risk weighted assets is the sum of the Bank's credit risk weighted assets, operational risk weighted assets, and market risk weighted assets. The latter was due to the Bank's authority to engage in derivatives as end-user under a Type 3 Limited End-User Authority. Risk weighted assets are computed using the standardized approach for credit and market risks while basic indicator approach with modification was used for operational risk.

The following are the risk-based capital adequacy of the Bank as of March 31, 2023 and December 31, 2022, 2021 (amounts in millions):

	<u>2023</u>	<u>2022</u>	<u>2021</u>
Net Tier 1 Capital	<b>P 14,739</b>	<b>P 14,710</b>	<b>P 13,254</b>
Tier 2 Capital	<u>893</u>	<u>893</u>	<u>893</u>
Total Qualifying Capital	<b><u>P 15,632</u></b>	<b><u>P 15,603</u></b>	<b><u>P 14,147</u></b>
Risk Weighted Assets			
Credit Risk Weighted Assets	<b>P 103,387</b>	<b>P 101,812</b>	<b>P 109,690</b>
Operational Risk Weighted Assets	<b>9,162</b>	<b>8,793</b>	<b>7,927</b>
Market Risk Weighted Assets	<u>2,711</u>	<u>2,015</u>	<u>2,055</u>
Total Risk-Weighted Assets	<b><u>P 115,260</u></b>	<b><u>P 112,620</u></b>	<b><u>P 119,672</u></b>
Capital ratios:			
Total qualifying capital expressed			

as percentage of total risk-weighted assets	<b>13.6%</b>	<b>13.9%</b>	<b>11.8%</b>
Net Tier 1 capital expressed as percentage of total risk-weighted assets	<b>12.8%</b>	<b>13.1%</b>	<b>11.1%</b>

The amount of surplus funds available for dividend declaration is determined also on the basis of regulatory net worth after considering certain adjustments.

The Bank's policy is to maintain a strong capital base in order to maintain investor, creditor and market confidence and to sustain future development of the business. The impact of the level of capital on shareholder's return is also recognized and the Bank recognizes the need to maintain a balance between the higher returns that might be possible with greater gearing and the advantages and security afforded by a sound capital position.

A Bank's regulatory capital is analyzed into two tiers, which are Tier 1 Capital plus Tier 2 Capital less deductions from the total of Tier 1 and Tier 2 capital equivalent to 50% of the following:

- (a) Investments in equity of unconsolidated subsidiary banks and other financial allied undertakings, but excluding insurance companies;
- (b) Investments in debt capital instruments of unconsolidated subsidiary banks;
- (c) Investments in equity of subsidiary insurance companies and non-financial allied undertakings;
- (d) Reciprocal investments in equity of other banks/enterprises; and,
- (e) Reciprocal investments in unsecured subordinated term debt instruments of other banks/quasi-banks qualifying as Hybrid Tier 1, Upper Tier 2 and Lower Tier 2, in excess of the lower of (i) an aggregate ceiling of 5% of total Tier 1 capital of the bank excluding Hybrid Tier 1; or (ii) 10% of the total outstanding unsecured subordinated term debt issuance of the other bank/quasi-banks.

*Provided*, that any asset deducted from the qualifying capital in computing the numerator of the risk-based capital ratio shall not be included in the risk-weighted assets in computing the denominator of the ratio.

As of March 31, 2023 and December 31, 2022, the Bank has no exposure in item(a) to item(e) above. There were no material changes in the Bank's management of capital during the current year.

As of March 31, 2023 and December 31, 2022, the Bank has satisfactorily complied with the capital-to-risk assets ratio.

Under existing BSP regulations, the determination of the Bank's compliance with regulatory requirements and ratios is based on the amount of the Bank's "unimpaired capital" (regular net worth) reported to the BSP, determined on the basis of regulatory

accounting policies, which differ from PFRS in some aspects (mainly in the recognition of deferred tax assets). Thrift banks with head office in the National Capital Region and have more than 50 branches are required to comply with the minimum capital requirement of P2.0 billion. The Bank has complied with the minimum capital requirement at the end of each reporting period.

## 5.2 Minimum Liquidity Ratio

On February 8, 2018, the BSP issued Circular No. 996, *Amendments to the Liquidity Coverage Ratio Framework for Stand-Alone Thrift Banks, Rural Banks, Cooperative Banks and Quasi-Banks*, which provide guidance on and prescribes the prudential requirement for covered institutions to maintain eligible stock of liquid assets proportionate to the level of total qualifying liabilities (i.e., both on and off-balance sheet liabilities). Eligible liquid assets shall include cash and other liquid assets that are immediately liquefiable and free from encumbrances.

The minimum liquidity ratio (MLR) of 20% shall be complied with on an ongoing basis absent a period of financial stress effective January 1, 2019. However, the Bank was only able to comply with the MLR requirement starting June 2019.

On April 7, 2020, the BSP issued Memorandum No. M-2020-020, Reduction in the Minimum Liquidity Ratio in Response to Covid-19, which reduced the MLR for stand-alone thrift banks, rural bank and cooperative bank from 20% to 16% until December 31, 2020. On December 1, 2020, the BSP issued an extension on the effectivity of the temporary reduction of MLR thru Memorandum No. M-2020-085 until December 31, 2021. Furthermore, Memorandum No. M-2020-004, Extension of BSP Prudential Relief Measures, further extended the reduction of MLR to 16% for stand-alone thrift banks, rural bank and cooperative banks until December 31, 2022.

Pursuant to BSP Memorandum No. M-2020-020 dated April 7, 2020, as amended by Memorandum No. M-2022-004 dated January 13, 2022, MLR ratio was reduced to 16% as a relief measure until December 31, 2022.

The Bank's MLR as of March 31, 2023 and December 31, 2022 are analyzed below (amounts in millions except MLR figure).

	<u>2023</u>	<u>2022</u>
Eligible stock liquid assets	<b>P 25,189</b>	P 25,873
Total qualifying liabilities	<u><b>115,699</b></u>	<u>118,968</u>
MLR	<u><b>21.77%</b></u>	<u>21.75%</u>

## 6. CATEGORIES AND OFFSETTING OF FINANCIAL ASSETS AND FINANCIAL LIABILITIES

### 6.1 Carrying Amounts and Fair Values by Category

The following table summarizes the carrying values and fair values of those financial assets and financial liabilities in the statements of financial position:

	<u>Notes</u>	<u>Carrying Values</u>	<u>Fair Values</u>
<b>March 31, 2023:</b>			
<b><u>Financial Assets</u></b>			
Loans and receivables:			
Cash and other cash items	9	P 1,040,092,823	P 1,040,092,823
Due from BSP	9	4,648,041,235	4,648,041,235
Due from other banks	10	5,700,193,245	5,700,193,245
Investment securities - net	11	806,760,721	806,760,721
Loans and other receivables	12	103,646,824,899	103,646,824,899
Other resources	13	117,517,058	117,517,058
At fair value:			
FVPL securities	11	3,422,059,692	3,422,059,692
FVOCI securities	11	<u>10,756,074,943</u>	<u>10,756,074,943</u>
		<b><u>P 130,137,564,616</u></b>	<b><u>P 130,137,564,616</u></b>
<b><u>Financial Liabilities</u></b>			
At amortized cost:			
Deposit liabilities	14	P 111,119,344,178	P 111,119,344,178
Bills payable	15	1,500,000,000	1,500,000,000
Corporate notes payable	16	-	-
Accrued expenses and other liabilities	17	<u>4,758,332,951</u>	<u>4,758,332,951</u>
		<b><u>P 117,377,677,129</u></b>	<b><u>P 117,377,677,129</u></b>
<b>December 31, 2022:</b>			
<b><u>Financial Assets</u></b>			
At amortized cost:			
Cash and other cash items	9	P 1,247,987,230	P 1,247,987,230
Due from BSP	9	6,102,228,578	6,102,228,578
Due from other banks	10	5,215,663,162	5,215,663,162
Investment securities - net	11	1,125,460,677	1,117,453,416
Loans and other receivables - net	12	103,541,533,397	96,243,658,498
Other resources	15	159,277,091	159,277,091
At fair value:			
FVPL securities	11	2,222,021,039	2,222,021,039
FVOCI securities	11	<u>10,820,216,925</u>	<u>10,820,216,925</u>
		<b><u>P 130,434,388,099</u></b>	<b><u>P 123,128,505,939</u></b>



	<u>Notes</u>	<u>Carrying Values</u>	<u>Fair Values</u>
<i><u>Financial Liabilities</u></i>			
At amortized cost:			
Deposit liabilities	16	P 114,526,159,478	P 114,045,686,752
Bills Payable	18	1,500,000,000	1,491,148,004
Accrued expenses and other liabilities	19	<u>2,755,200,476</u>	<u>2,755,200,476</u>
		<u>P 118,781,359,954</u>	<u>P 118,292,035,232</u>

The Bank considers that the carrying amounts of foregoing other financial assets and financial liabilities which are measured at amortized cost, approximate the fair values either because those instruments are short-term in nature or the effect of discounting for those with maturities of more than one year is not material. The fair value information disclosed for the Bank's debt securities are determined based on the procedures and methodologies discussed in Note 7.2.

## **6.2 Offsetting of Financial Assets and Financial Liabilities**

For financial assets and financial liabilities subject to enforceable master netting agreements or similar arrangements, each agreement between the Bank and counterparties allows for net settlement of the relevant financial assets and financial liabilities when both elect to settle on a net basis. In the absence of such an election, financial assets and financial liabilities will be settled on a gross basis; however, each party to the master netting agreement or similar agreement will have the option to settle all such amounts on a net basis in the event of default of the other party.

# **7. FAIR VALUE MEASUREMENT AND DISCLOSURES**

## **7.1 Fair Value Hierarchy**

In accordance with PFRS 13, *Fair Value Measurement*, the fair value of financial assets and financial liabilities and non-financial assets which are measured at fair value on a recurring or non-recurring basis and those assets and liabilities not measured at fair value but for which fair value is disclosed in accordance with other relevant PFRS, are categorized into three levels based on the significance of inputs used to measure the fair value. The fair value hierarchy has the following levels:

- Level 1: quoted prices (unadjusted) in active markets for identical assets or liabilities that an entity can access at the measurement date;
- Level 2: inputs other than quoted prices included within Level 1 that are observable for the asset or liability, either directly (i.e., as prices) or indirectly (i.e., derived from prices); and,
- Level 3: inputs for the asset or liability that are not based on observable market data (unobservable inputs).

The level within which the financial asset or liability is classified is determined based on the lowest level of significant input to the fair value measurement.

For purposes of determining the market value at Level 1, a market is regarded as active if quoted prices are readily and regularly available from an exchange, dealer, broker, industry group, pricing service, or regulatory agency, and those prices represent actual and regularly occurring market transactions on an arm's length basis.

For investments which do not have quoted market price, the fair value is determined by using generally acceptable pricing models and valuation techniques or by reference to the current market of another instrument which is substantially the same after taking into account the related credit risk of counterparties, or is calculated based on the expected cash flows of the underlying net asset base of the instrument.

When the Bank uses valuation technique, it maximizes the use of observable market data where it is available and relies as little as possible on entity specific estimates. If all significant inputs required to determine the fair value of an instrument are observable, the instrument is included in Level 2. Otherwise, it is included in Level 3.

## ***7.2 Financial Instruments Measured at Fair Value***

The fair value of the debt securities of the Bank determined as follows:

- (a) For peso-denominated government debt securities issued by the Philippine government, fair value is determined to be the reference price per PDEx which is computed based on the weighted average of done or executed deals (Level1), or the simple average of all firm bids per benchmark tenor or interpolated yields (Level 2). This is consistent with BSP Circular No. 813, issued by the BSP pursuant to Monetary Board Resolution No. 1504 dated September 13, 2013.
- (b) For other quoted debt securities under Level 1, fair value is determined to be the current mid-price, which is computed as the average of ask and bid prices as appearing on Bloomberg.

There were neither transfers between Levels 1 and 2 nor changes in Level 3 instruments in both years.

## ***7.3 Financial Instruments Measured at Amortized Cost for which Fair Value is Disclosed***

The fair values of financial assets and financial liabilities not presented at fair value in the statements of financial position are determined as follows:

### ***(a) Cash and Other Cash Items***

Cash consists primarily of funds in the form of Philippine currency notes and coins in the Bank's vault and those in the possession of tellers, including automated teller machines (see Note 9). Other cash items include cash items other than currency and coins on hand (see Note 13) such as checks drawn on the other banks or other branches that were received after the Bank's clearing cut-off time until the close of the

regular banking hours. Carrying amounts approximate fair values in view of the relatively short-term maturities of these instruments.

*(b) Due from BSP and Other Banks and SPURRA*

Due from BSP pertains to deposits made by the Bank to BSP for clearing and reserve requirements while SPURRA pertain to loans and receivables from BSP arising from overnight lending from excess liquidity. Due from other banks includes interbank deposits and items in the course of collection. The fair value of floating rate placements and overnight deposits is their carrying amount. The estimated fair value of fixed interest-bearing deposits is based on discounted cash flows using prevailing money-market interest rates for debts with similar credit risk and remaining maturity, which for short-term deposits approximates the nominal value.

*(c) Loans and Other Receivables*

Loans and other receivables are net of impairment losses. The estimated fair value of loans and other receivables represents the discounted amount of estimated future cash flows expected to be received. Long term interest-bearing loans are periodically repriced at interest rates equivalent to the current market rates, to determine fair value.

*(d) Other Financial Assets*

Other financial assets pertain to foreign currency notes and coins, security deposits and petty cash fund which are included in the Other Resources account. Due to their short duration, the carrying amounts of these items in the statements of financial position are considered to be reasonable approximation of their fair values.

*(e) Deposits Liabilities and Borrowings*

The estimated fair value of deposits with no stated maturity, which includes non-interest-bearing deposits, is the amount repayable on demand. The estimated fair value of long-term fixed interest-bearing deposits and other borrowings without quoted market price is based on discounted cash flows using interest rates for new debts with similar remaining maturity. The carrying amount of short term bills payable approximate their fair values. For corporate notes payable categorized within Level 3, fair value is determined based on their discounted amount of estimated future cash flows expected to be received or paid, or based on their cost which management estimates to approximate their fair values.

*(f) Accrued Expenses and Other Liabilities*

Accrued expenses and other liabilities classified as financial liabilities are recognized initially at their fair value and subsequently measured at amounts to which they are to be paid. Due to their short-duration, management ascertained that the fair values of these short-term liabilities approximate their carrying values.

#### **7.4 Fair Value Measurement of Investment Properties Carried at Cost**

The fair value of the investment properties of the Bank was determined on the basis of a

valuation carried out on the acquisition dates by either an independent or internal appraiser having appropriate qualifications and recent experience in the valuation of properties in the relevant locations. To some extent, the valuation process was conducted by the appraisers in discussion with the management of the Bank with respect to determination of the inputs such as size, age, and condition of the land and buildings and the comparable prices in the corresponding property location. In estimating the fair value of the properties, management takes into account the market participant's ability to generate economic benefits by using the assets in highest and best use. Based on management's assessment, the best use of the investment properties indicated above is their current use which is generate positive future cash flows through sale.

The fair value of these investment properties were determined based on the following approaches:

(a) *Fair Value Measurement for Land*

The Level 3 fair value of land was derived using observable recent prices of the reference properties adjusted for differences in key attributes such as property size, zoning, and accessibility. The most significant input into this valuation approach is the price per square foot; hence, the higher the price per square foot, the higher the fair value. On the other hand, if fair value of the land was derived using the market comparable approach that reflects the recent transaction prices for similar properties in nearby locations, fair value is included in Level 2. Under this approach, when sales prices of comparable land in close proximity are used in the valuation of the subject property, minor adjustments on the price is made to consider peculiarities of the property with that of the benchmark property.

(b) *Fair Value Measure for Building and Improvements*

The Level 3 fair value of the buildings and improvements under Investment Properties account was determined using the replacement cost approach that reflects the cost to a market participant to construct an asset of comparable usage, constructions standards, design and lay-out, adjusted for obsolescence. The more significant inputs used in the valuation include direct and indirect costs of construction such as but not limited to, labor and contractor's profit, materials and equipment, surveying and permit costs, electricity and utility costs, architectural and engineering fees, insurance and legal fees. These inputs were derived from various suppliers and contractor's quotes, price catalogues, and construction price indices. Under this approach, higher estimated costs used in the valuation will result in higher fair value of the properties.

There has been no change to the valuation techniques used by the Bank during the year for its non-financial assets. Also, there were no transfers into or out of Level 3 fair value hierarchy in 2022 and 2021.

## 8. SEGMENT REPORTING

The Bank's main operating businesses are organized and managed separately according to the nature of services and products provided and the different markets served, with each segment representing a strategic business unit. These are also the basis of the Bank in reporting to its chief operating decision-maker for its strategic decision-making activities.

Management currently identifies the Bank's three service lines as primary operating segments.

- (a) *Consumer Banking* – includes auto financing, home financing, and salary or personal loans;
- (b) *Corporate Banking* – includes term loans, working capital credit lines, bills purchase and discounting lines; and,
- (c) *Treasury Operations* – manages liquidity of the Bank and is a key component in revenue and income generation through its trading and investment activities.

These segments are the basis on which the Bank reports its segment information. Transactions between the segments are on normal commercial terms and conditions.

Segment revenues and expenses that are directly attributable to primary operating segment and the relevant portions of the Bank's revenues and expenses that can be allocated to that operating segment are accordingly reflected as revenues and expenses of that operating segment. Revenue sharing agreements are used to allocate external customer revenues to a segment on a reasonable basis.

## 9. CASH AND DUE FROM BSP

This account is composed of the following:

	<u>2023</u>	<u>2022</u>
Cash and other cash items	<b><u>P 1,040,092,823</u></b>	<u>P 1,247,987,230</u>
Due from BSP		
Mandatory reserves	<b><u>348,041,235</u></b>	400,931,278
Other than mandatory reserves	<b><u>4,300,000,000</u></b>	<u>5,701,297,300</u>
	<b><u>4,648,041,235</u></b>	<u>6,102,228,578</u>
	<b><u>P 5,688,134,058</u></b>	<u>P 7,350,215,808</u>

Cash consists primarily of funds in the form of Philippine currency notes and coins in the Bank's vault and those in the possession of tellers, including automated teller machines. Other cash items include cash items [other than currency and coins on hand such as checks drawn on the other banks or other branches that were received after the Bank's clearing cut-off time until the close of the regular banking hours.

Mandatory reserves represent the balance of the deposit account maintained with the BSP to meet reserve requirements and to serve as clearing account for interbank claims (see Note 15).

Due from BSP other than mandatory reserves bears annual effective interest rates as follows:

<u>2023</u>	<u>2022</u>	<u>2021</u>
-------------	-------------	-------------

1.5% - 2.0%      3.75% - 4.25%      1.63% - 1.85%

The total interest income earned for three-month period ending March 31, 2023, 2022 and 2021 amounted to P71.3 million, P73.4 million and P33.7 million respectively, and are included as part of Interest Income on Due from BSP and Other Banks in the statements of profit or loss.

#### 10. DUE FROM OTHER BANKS

The balance of this account represents deposits with the following:

	<u>2023</u>	<u>2022</u>
Local banks	<b>P 4,712,358,646</b>	P 3,794,059,572
Foreign banks	<u><b>987,834,599</b></u>	<u>1,421,603,590</u>
	<u><b>P 5,700,193,245</b></u>	<u><b>P 5,215,663,162</b></u>

Interest rates on these deposits range from 0.13% to 1.50% per annum in 2022 and 13% to 1.50 per annum in 2021. The total interest income earned for three-month period ending March 31, 2023, 2022 and 2021 amounted to P22.9 million, P1.1 million and P0.7 million respectively, and are included as part of Interest Income on Due from BSP and Other Banks in the statements of profit or loss.

#### 11. TRADING AND INVESTMENT SECURITIES

The components of this account are presented below.

	<u>2023</u>	<u>2022</u>
Financial assets at FVPL	<b>P 3,422,059,692</b>	P 2,222,021,039
Financial assets at FVOCI	<b>10,756,074,943</b>	10,820,216,925
Investment Securities at amortized Cost-net	<u><b>806,760,721</b></u>	<u>1,125,460,677</u>
	<u><b>P 14,984,895,356</b></u>	<u><b>P 14,167,698,641</b></u>

##### 11.1 *Investment Securities at FPVL*

This account is composed of the following:

	<u>2023</u>	<u>2022</u>
Corporate bonds	<b>P 1,774,018,625</b>	P 1,752,979,314
Government debt securities	<b>1,648,041,067</b>	469,041,725
Derivatives financial assets	<u>-</u>	<u>-</u>
	<u><b>P 3,422,059,692</b></u>	<u><b>P 2,222,021,039</b></u>

Effective interest rates of investment securities at FPVL range from:

	<u>2023</u>	<u>2022</u>	<u>2021</u>
Government debt securities	3.0% – 9.3%	2.8% – 4.7%	3.0% – 4.7%
Corporate bonds	2.8% – 5.5%	3.7% – 7.3%	2.8% – 7.3%

### 11.2 Investment Securities at FVOCI

This account is composed of the following:

	<u>2023</u>	<u>2022</u>
Government debt securities	P 9,910,424,354	P 9,979,504,483
Corporate bonds – quoted	845,650,589	840,712,442
	<u>-</u>	<u>-</u>
	<u><b>P 10,756,074,943</b></u>	<u><b>P 10,820,216,925</b></u>

Effective interest rates of investment securities at FVOCI range from:

	<u>2023</u>	<u>2022</u>	<u>2021</u>
Government debt securities	2.4% – 6.9%	2.4% – 6.9%	2.9% – 6.9%
Corporate bonds	3.3% – 4.9%	3.3% – 4.9%	3.3% – 5.7%

The Bank has recognized impairment losses amounting to P6.6 million in 2022 and is presented as part of NUGL in the 2022 statement of comprehensive income. No similar transaction transpired in 2021 and 2020. As of December 31, 2022, and 2021 and 2020 the allowance for impairment amounted to P10.8 million, P4.2 million and P4.2 million, respectively.

### 11.3 Investment Securities at Amortized Cost

This account is composed of the following:

	<u>2023</u>	<u>2022</u>
Government debt securities	P 257,303,700	P 548,861,486
Corporate bonds – quoted	564,374,053	589,898,283
	<u>-</u>	<u>-</u>
	<u>821,677,753</u>	<u>1,138,759,769</u>
Allowance for impairment	<u>(14,917,032)</u>	<u>(13,299,092)</u>
	<u><b>P 806,760,721</b></u>	<u><b>P 1,125,460,677</b></u>

Effective interest rates of investment securities at amortized cost range from:

<u>2023</u>	<u>2022</u>	<u>2021</u>
-------------	-------------	-------------

Government debt securities	3.6%-8.1%	3.3%-8.1%	3.3%-8.1%
Corporate bonds	4.7%-7.3%	4.0%	4.0%

## 12. LOANS AND OTHER RECEIVABLES

This account consists of the following:

	<u>2023</u>	<u>2022</u>
Receivables from customers:		
Loans and discounts	<b>P104,967,183,202</b>	104,562,986,705
Unearned discount	<b>( 213,368,125)</b>	( 195,092,794)
	<b>104,753,815,077</b>	104,367,893,911
Customers' liabilities on acceptances, letters of credit and trust receipts	<b>808,708,461</b>	475,500,889
	<b>105,562,523,538</b>	104,843,394,800
Other receivables:		
Accrued interest receivable	<b>1,039,930,075</b>	1,104,104,007
Accounts receivable	<b>89,230,392</b>	109,803,002
Deficiency claims receivable	<b>58,643,482</b>	58,643,482
Sales contracts receivable	<b>22,240,389</b>	23,755,833
SPURRA	<b>2,065,442,152</b>	2,394,635,343
	<b>3,275,486,490</b>	3,690,941,667
	<b>108,838,010,028</b>	108,534,336,467
Allowance for impairment	<b>( 5,191,185,129)</b>	( 4,992,803,070)
	<b>P103,646,824,899</b>	P103,541,533,397

SPURRA are secured by certain treasury bills of the BSP. SPURRA represent loans and receivables from BSP as of March 31, 2023 and December 31, 2022 arise from overnight lending from excess liquidity.

	<u>2023</u>	<u>2022</u>	<u>2021</u>
Loans and discounts	<b>0.7% – 189.7%</b>	0.7% – 189.7%	0.8% – 189.7%
Other receivables	<b>2.0% – 12.0%</b>	2.0% – 12.0%	3.34% – 12.0%

The total interest income earned for three-month period ended March 31, 2023, 2022 and 2021 amounted to:

	<u>2023</u>	<u>2022</u>	<u>2021</u>
Loans and discounts	<b>P 1,907,706,708</b>	P 1,179,674,266	P1,422,255,210
Other receivables	<b>35,162,738</b>	3,368,329	12,498,911
	<b>P 1,942,869,446</b>	P 1,183,042,595	P1,434,754,121



Certain qualified micro, small and medium enterprises (MSME) loans with outstanding balance of P8,641.1 million and P9,000.7 million (gross of allowance for impairment) as of March 31, 2023 and December 31, 2022, respectively, were used as alternative compliance with the BSP reserve requirement (see Note 14).

### 13. OTHER RESOURCES

This account consists of the following as of March 31, 2023 and December 31, 2022:

	Notes	2023	2022
Branch licenses	P	250,800,000	P 250,800,000
Goodwill		121,890,408	121,890,408
Computer software – net		74,369,938	86,908,147
Prepaid expenses		127,843,532	109,005,718
Foreign currency notes and coins on hand		73,962,515	115,675,334
Security deposits		43,601,757	43,601,757
Club shares		38,000,000	38,000,000
Sundry debits			
Stationery and supplies		30,233,131	29,685,034
Other acquired assets-net		51,802,798	67,839,997
Miscellaneous		<u>500,372,488</u>	<u>90,833,627</u>
		1,312,876,567	954,240,022
Allowance for impairment	(	<u>1,654,737</u> )	( <u>1,654,737</u> )
	P	<u>1,311,221,830</u>	P <u>952,585,285</u>

#### 13.1. Branch Licenses

In 2019 and 2016, the Bank have opened branches in Metro Manila, Southern Luzon, Vis-Min, CAMANAVA, and Central Luzon. The total cost of branch licenses amounted to P0.3 million in 2019 and P1.8 million in 2016.

On February 27, 2014, the Bank received the approval from the BSP of its application for new licenses. This is in line with the Bank's branch expansion program for which it has allocated a portion of its IPO proceeds to cover the cost of new licenses in the following areas plus processing fees which amounted to P2.2 million: CAMANAVA, Vis-Min Area, Central Luzon and Southern Luzon. In November 2011, the Monetary Board of BSP approved the request of the Bank to establish 15 branches in selected restricted cities in Metro Manila for a total consideration of P226.5 million which was paid by the Bank to the BSP in January 2012.

In December 2011, the Bank acquired four licenses from Prime Savings Bank, Inc. for a total consideration of P20.0 million.

As indicated in Notes 2.11, 2.19 and 3.2(g), branch licenses are tested for impairment annually. The recoverable amount has been based on fair value reflecting market conditions

less costs to sell. The Bank used the prevailing price of the special licensing fees as required by the BSP before acceptance of branch application. As of March 31, 2023 and December 31, 2022, the Bank has assessed that the recoverable amount of these branch licenses is the same as the carrying value; hence, no impairment loss is required to be recognized in the statements of profit or loss.

### **13.2. Goodwill**

Goodwill arose from the following acquisitions:

Rural Bank of Kawit (RBK)	P	59,513,648
Kabalikat Rural Bank, Inc. (KRBI)		49,878,393
Bataan Savings and Loan Bank, Inc. (BLSB)		<u>12,498,367</u>
	<b>P</b>	<b><u>121,890,408</u></b>

In September 2014, as part of the Bank's expansion strategy, the BOD approved the acquisition of all the assets and assumption of all the obligation of RBK in exchange for P15.0 million. Upon approval by the BSP on February 1, 2016, the Bank recognized the assets and liabilities of RBK at their fair values, resulting in the recognition of P59.5 million goodwill.

KRBI, which is located in Sta. Maria Bulacan, Philippines, was acquired in 2010, which also resulted in the recognition of goodwill amounting to P49.9 million.

In July 2015, the Bank entered into a Sale and Purchase Agreement with BLSB, whereby the Bank shall acquire all the assets of BLSB and assume the payment of all its obligation. The agreed purchase price was P68.8 million which has been fully paid by the Bank in 2015. On July 12, 2017, the BSP approved the acquisition; hence, the Bank recognized the assets and liabilities of BLSB at their approximate fair values resulting in the recognition of P12.5 million goodwill.

The Bank acquired the foregoing smaller banks with the objective of availing the branch incentives under the Strengthening Program for Rural Bank Plus; and, its expected future economic benefits and synergies that will result from incorporating the operations of these acquired rural banks with that of the Bank which expands its presence in the small and medium enterprise market. Accordingly, the Bank acquired them at a premium resulting in the recognition of goodwill.

As indicated in Notes 2.19 and 3.2(g), goodwill is tested for impairment annually. The Bank engaged a third-party specialist to perform an independent impairment testing of goodwill. The recoverable amount of the CGU has been based on Value-in-Use (VIU) calculation using the cash flow projections from financial budgets approved by the Bank's senior management covering a five-year period. Key assumptions in VIU calculation of CGUs are most sensitive to discount rates and growth rates used to project cash flows. Future cash flows and growth rates were based on experience, strategies developed, and prospects. The discount rate used for the computation of the net present value is the cost of equity and was determined by reference to comparable entities within the industry.

In 2022 and 2021, the discount rates applied to cash flow projections are 13.9% and 10.0%, respectively, while the growth rates used to extrapolate cash flows for the five-year period are 6.0 and 6.5% for 2022 and 2021, respectively. The growth rates are consistent with forecasts included in industry reports specific to the industry in which each CGU operates.

As of March 31, 2023 and December 31, 2022, the Bank has assessed that the carrying amount of the goodwill is fully recoverable. Accordingly, no impairment loss is required to be recognized in the statements of profit or loss as March 31, 2023 and December 31, 2022.

#### 14. DEPOSIT LIABILITIES

The classification of the Bank's deposit liabilities as to currency follows:

	<u>2023</u>	<u>2022</u>
Philippine peso	<b>P102,958,452,436</b>	P106,999,561,254
Foreign currencies	<b><u>8,160,891,742</u></b>	<u>7,526,598,224</u>
	<b><u>P 111,119,344,178</u></b>	<b><u>P114,526,159,478</u></b>

Annual interest rates on deposit liabilities range from:

	<u>2023</u>	<u>2022</u>	<u>2021</u>
Philippine peso	<b>0.1% – 6.3%</b>	0.1% – 1.4%	0.1% – 1.5%
Foreign currencies	<b>0.1% – 4.0%</b>	0.1% – 0.6%	0.1% – 0.9%

Total interest expense for three-month period ending March 31, 2022, 2021 and 2020 amounted to:

	<u>2023</u>	<u>2022</u>	<u>2021</u>
Time	<b>P 579,415,182</b>	P 151,400,237	P 159,580,330
Savings	<b>13,246,773</b>	4,903,143	14,950,659
Demand	<u>-</u>	<u>-</u>	<u>-</u>
	<b><u>P 592,661,955</u></b>	<b><u>P 156,303,380</u></b>	<b><u>P 174,530,989</u></b>

Under existing BSP regulations, the Bank is subject to reserve requirement equivalent to 3.0% of non-FCDU deposit liabilities. On April 6, 2012, the BSP issued an amendment to the existing provisions as to the eligibility of cash and deposit accounts with BSP as forms of reserve requirements. As indicated in the amendment, cash and other cash items are no longer considered as eligible reserves.

Pursuant to BSP Circular 1087, *Alternative Compliance with the Reserve Requirements of Banks and Non-bank Financial Institutions with Quasi-banking Functions*, the Bank used qualified MSME loans as allowable alternative compliance with the reserve requirement in 2023, 2022 and 2021.

The Bank's available reserves as of March 31, 2023 and December 31, 2022 amounts to

P8,641.1 million and P9,401.6 million, respectively, and is compliant with these BSP regulations (see Notes 9).

## 15. **BILLS PAYABLE**

On July 11, 2022, the Bank obtained unsecured, short-term bills payable with a total of P1,000 million from the Land Bank of the Philippines which composed of two unsecured short-term bills both with principal amounts of P500 million bearing an interest of 3.50% and 4.25% per annum, which are payable quarterly with maturity dates of October 7, 2022 and July 6, 2023, respectively. On October 7, 2022, when the short-term bills payable matured and was settled, the Bank obtained another P500 million, from the same local bank bearing an interest of 4.90% per annum, which are payable quarterly with maturity date of September 29, 2023.

On October 20, 2022, the Bank obtained a rediscounting bill payable from the same bank amounting to P500 million bearing an interest rate of 4.75% per annum with maturity dated of September 9, 2024. This bill is secured with certain loans and receivables of the Bank.

## 16. **CORPORATE NOTES PAYABLE**

On March 2019, the BOD approved the authorization of the Bank to arrange a debt program of up to 10,000.00 million to finance the Bank's growing funding requirements. In July 2019, the Bank issued unsecured corporate notes with principal amount of P3,000.0 million with maturity date of July 31, 2022

On January 17, 2022, the Bank fully paid the outstanding amount of its corporate notes payable. Unamortized bond issue cost amounted to P4.7 million as of December 31, 2021 (nil in 2022). The related amortization of the bond issued cost is recorded as part of Interest Expenses on Corporate Notes Payable in the statement of profit or loss. The total interest expense in 2022, 2021, and 2020 amounted to P6.4 million, P171.2 million, and P171.7 million, respectively.

The financial covenant, as stipulated in the terms of the corporate notes, requires the Bank to maintain a minimum risk-based capital adequacy ratio. As of December 31, 2022 and 2021, the Bank is compliant with the covenant.

## 17. **ACCRUED EXPENSES AND OTHER LIABILITIES**

The breakdown of this account follows:

	<u>2023</u>	<u>2022</u>
Accrued expenses	<b>P 990,899,844</b>	P 853,596,078
Bills purchased	<b>420,458,154</b>	535,250,054
Accounts payable	<b>1,217,519,943</b>	485,606,125
Income tax payable	<b>363,937,556</b>	231,558,886
Lease liability	<b>333,084,279</b>	333,084,279
Manager's checks	<b>792,918,329</b>	614,264,001
Withholding taxes payable	<b>97,672,977</b>	67,675,812

Post-employment defined		
Benefit obligation	58,493,927	58,493,927
Outstanding acceptances	808,708,461	468,649,993
Due to BSP	68,619,404	55,876,619
Payment orders payable	16,597,988	145,912,544
Others	<u>109,526,549</u>	<u>97,605,195</u>
	<b><u>P 5,278,437,411</u></b>	<b><u>P 3,947,573,513</u></b>

Accrued expenses include primarily accruals on employee benefits, utilities, janitorial and security services fees.

Outstanding acceptances pertain to obligations recognized by the Bank in its undertaking arising from letters of credit extended to its borrowers.

## 18. EQUITY

### 18.1 Capital Stock

Capital stock consists of:

	Number of Shares		Amount	
	2023	2022	2023	2022
Preferred shares – P10 par value				
Authorized – 130,000,000 shares				
Issued and outstanding	<u>62,000,000</u>	<u>62,000,000</u>	<b><u>P 620,000,000</u></b>	<b><u>P 620,000,000</u></b>
Common shares – P10 par value				
Authorized – 1,370,000,000 shares				
Issued and outstanding	<u>818,750,094</u>	<u>643,750,094</u>	<b><u>P 8,187,500,940</u></b>	<b><u>P 6,437,500,940</u></b>

The Bank's preferred shares are nonvoting, nonconvertible, and are redeemable at the option of the Bank. These shares are entitled to non-cumulative dividend of 8.0% per annum.

On February 17, 2016, the BOD approved the redemption of all the issued and outstanding preferred shares of the Bank at par value of P620.0 million through staggered redemption. However, as of March 31, 2023 and December 31, 2022, none of the preferred shares have been redeemed yet and the Bank is now considering conversion of the preferred shares to common shares instead. Both options require regulatory approvals which remains pending as at September 30, 2022.

On January 9, 2013, the PSE approved the Bank's application for the listing of its common shares. The approval covered the IPO of 101,333,400 unissued common shares of the Bank at P31.50 per share and the listing of those shares in the PSE's main board on February 19, 2013, its day of listing. The Bank offered its 101,333,400 unissued common to the public at the approved P31.50 per share resulting in the recognition of additional paid-in capital of P1,998.4million, net of transactions costs (see Note 18.4).

On August 16, 2021, during the special BOD meeting of the Bank, the BOD approved to increase its authorized capital stock with the intention of raising capital via stock rights offering. On September 30, 2021, during the special stockholders' meeting, the stockholders

approved the increase in authorized capital stock from P10,000 million to P15,000 million divided into 1,370 million common shares with part value of P10 and 130 million preferred shares with par value of P10.

On May 21, 2021 and June 25, 2021, during the regular BOD meeting and annual stockholder's meeting, respectively, the BOD and stockholders approved the change of the preferred shares features from nonconvertible to convertible to common shares and from nonredeemable to redeemable. However, it did not materialized due to the complexities in the requirements. Hence, on April 20, 2022 and July 27, 2022, during the regular BOD meeting and annual stockholders' meeting, respectively, the BOD and stockholders re-approved the change of the preferred shares feature from nonconvertible to convertible to common shares. The changes in the features of preferred shares are still subject to BSP and SEC's approval as of the report dated.

During the regular BOD meeting of the Bank on April 20, 2022, the BOD re-approved the increase in the Bank's authorized capital stock (ACS) in line with the continuing expansion of the Bank's core deposit and lending business since the application for increase of capital, as provided in the Revised Corporation Code, must be made within six months from approval of the BOD and shareholders. On July 27, 2022, during the annual stockholders' meeting, the stockholders also re-approved such increase in authorized capital stock. On November 28, 2022, the Bank received the certificate of authority from the BSP for the increase in ACS, and subsequently, in January 19, 2023, the Bank has obtained the necessary approval from the Securities and Exchange Commission (SEC).

On August 17, 2022 during the regular BOD meeting of the Bank, the BOD approved the offer consisting of P1,750,000,000 worth of shares, which (a) P1,250,000,000 shall consist of advance subscriptions by the Principal; shareholders out of the P5,000,000,000 increase in ACS of the Bank, by way of private placement; and (b) up to P500,000,000 stock rights offer (SRO) to eligible shareholders as of record date equivalent to 50,000,000 common shares at P10.00 per share. For the purpose of increasing capital and for general corporate requirement.

Related to the increase in ACS as discussed above, the Bank's principal shareholders have subscribed to P1,250.0 million equivalent to 25% of the P5,000.0 million increase in ACS. On September 21, 2022, the principal shareholders paid P312.5 million or 25% of the minimum paid-up capital increase requirement and is presented as Deposit on Future Stock Subscription in the 2022 statement of financial position. On September 26, 2022, the Bank filed the application for the increase in ACS with the SEC from P10,000 million to P15,000 million. To support the increase in ACS, the Principal Shareholders subscribed to 125,000,000 shares through a private placement transaction.

On January 10, 2023, the Bank received P937.5 million from the Principal Shareholders as full payment. Subsequently, on January 20, 2023, the Bank issued the 125,000,000 shares to the Principal shareholders following the receipt of SEC approval on the P5,000 million increase in ACS on January 19, 2023. Accordingly, after the private placement, the Bank's total outstanding and issued common shares is 768,750,094.

On February 13, 2023, the Bank received the Notice of Confirmation of Exempt Transaction from the SEC with respect to the Bank's stock rights offering. Subsequently, on February 22, 2023, the PSE has approved the Bank's application to list up to 50,000,000 common shares subject to its SRO which is offered to its eligible shareholders as of March 10, 2023, the record

date. The offer period started on March 17, 2023 and ended on March 23, 2023.

As of March 31, 2023 and December 31, 2022, the Bank has 67, and 69 holders, respectively, of its listed common stock. The Bank has 818,750,094 common shares traded in the PSE as of March 31, 2023 and December 31, 2022 and its share price closed at P9.6 and P10.20, respectively.

## **18.2 Dividends**

On May 22, 2019, the Bank's BOD approved the declaration of cash dividends on preferred shares amounting to P198.0 million, which was fully paid in July 12, 2019. The dividend was based on the cumulative balance of the outstanding preferred shares for the years 2014 to 2018.

On April 20, 2022, the Bank's BOD approved the declaration of cash dividends on preferred shares amounting to P118.8 million, which was fully paid in May 4, 2022. The dividend was based on the cumulative balance of the outstanding preferred shares for the years 2019 to 2021.

## **18.3 Appropriated Surplus**

In 2022, 2021 and 2020, additional appropriations of surplus amounting to P5.4million, P4.3 million and P2.6 million, respectively, representing portion of the Bank's income from trust operations were made in compliance with BSP regulations.

On August 16, 2003, the BOD approved the establishment of a sinking fund for the exclusive purpose of the redemption of redeemable preferred shares should the Bank opt to redeem the shares. As of March 31, 2023 and December 31, 2022, the sinking fund for the redemption of redeemable preferred shares is yet to be established.

## **18.4 Paid-in Capital from IPO**

The Bank's common shares were listed at the PSE in February 2013. The total proceeds received from the IPO amounted to P3,191.9million which exceeded par value by P1,998.4million, net of share issuance cost of P180.2 million. The excess over par value is presented as Additional Paid-in Capital in the statements of financial position.

# **19. COMMITMENTS AND CONTINGENT LIABILITIES**

The following are the other commitment contingent liabilities of the Bank:

- (a) In the normal course of the Bank's operations, the Bank has various outstanding commitments and contingent liabilities such as guarantees, commitments to extend credit, and others, which are not reflected in the financial statements.
- (b) There are other commitments, guarantees and contingent liabilities that arise in the normal course of the Bank's operations that are not reflected in the financial statements. The Bank recognizes in its books any losses and liabilities incurred in the course of its operations as soon as these become determinable and quantifiable.

As of March 31, 2023 and December 31, 2022, management is of the opinion that losses, if any, from the foregoing items will not have a material effect on the Bank's financial statements.

## 20. EARNINGS PER SHARE

Basic and diluted earnings per share are computed as follows:

	<u>2023</u>	<u>2022</u>
Net profit	<b>P 488,290,583</b>	P 309,958,249
Dividend on preferred shares	<u>-</u>	<u>-</u>
Net profit attributable to common shareholders	<b>488,290,583</b>	309,958,249
Divided by the weighted average Number of outstanding common shares	<u><b>818,750,094</b></u>	<u>818,750,094</u>
Basic earnings per share	<u><b>P 0.60</b></u>	<u>P 0.38</u>

As of March 31, 2023 and December 31, 2022, the Bank has no outstanding potentially dilutive securities; hence, basic earnings per share is equal to diluted earnings per share.



**SCHEDULE OF AGING OF LOANS RECEIVABLES**  
**(PSE Requirement per Circular No. 2164-99)**  
**As of March 31, 2023**

Current Accounts (by maturity)	
Up to 12 months	59,182,045,949
Over 1 year to 3 years	11,181,231,544
Over 3 years to 5 years	17,889,625,236
Over 5 years	14,379,477,224
 Past due and items in litigations	 6,418,998,200
 Loans Receivables (gross)	 109,051,378,153
Less:	
Unearned and other deferred income	213,368,125
Allowance for credit losses	5,191,185,129
 Loans Receivables (Net)	 103,646,824,899

**FINANCIAL SOUNDNESS INDICATORS**  
(As Required by SRC Rule)

	March 31, 2023	December 31, 2022
Current Ratio <sup>(1)</sup>	2.16	0.63
Solvency Ratio <sup>(2)</sup>	1.14	1.12
Debt-to-equity <sup>(3)</sup>	7.01	8.23
Asset-to-equity <sup>(4)</sup>	8.01	9.23
Interest rate coverage ratio <sup>(5)</sup>	2.03	2.80
Return on Equity <sup>(6)</sup>	12.45	9.03
Return on Assets <sup>(7)</sup>	1.45	0.98
Net Interest Margin <sup>(8)</sup>	4.96	4.33
Cost-to-Income Ratio <sup>(9)</sup>	41.26	47.84

**Notes:**

- (1) Current assets divided by current liabilities
- (2) Total assets divided by total liabilities
- (3) Total liabilities divided by total equity
- (4) Total assets divided by total equity
- (5) Income before interest and taxes divided by interest expense
- (6) Net income divided by average total equity for the periods indicated (annualized)
- (7) Net income divided by average total assets for the periods indicated (annualized)
- (8) Net interest income divided by average interest-earning assets (incl. interbank loans, trading and investment securities and loans)
- (9) Other expenses (excl. provision for impairment and credit losses) divided by the sum of interest and other income for the periods indicated